



Burbidge

The difference is in the detail

Burbidge

Our latest brochure continues the spirit of innovation that has kept us at the forefront of kitchen furniture making. The timber ranges are made using the finest selected timbers from temperate regions throughout the northern hemisphere with an emphasis on indigenous British species. Our main gloss and painted ranges are produced using the highest quality polyurethane materials selected for their colour fast properties and highly durable finish.

We say that 'The difference is in the detail', by this we mean that every detail, however small, is considered and the optimal solution chosen. As you look closely into all the elements of your kitchen, we are confident that you will notice the difference that our details can bring. The invaluable 'Tailored to Fit' service ensures you have perfectly fitting furniture; making best use of the available space and eliminating the use of ugly fillers. The wide range of decorative features, the breadth of handle choice as well as the beautifully crafted storage solutions; broaden design options and allow for unique personal touches.

The Kitchen Furniture Co.

BY BURBIDGE

Conceived to sit perfectly alongside our range of kitchens, with an emphasis on the current fashion for offering individuality through the selection of a wide range of colour combinations, we have bought our expertise in the design and production of timber cabinet furniture, to a beautiful range of co-ordinating tables, chairs and stools for the perfect finishing touch to your kitchen.

Our furniture can be viewed and purchased with the help of your independent kitchen specialist or direct from our comprehensive website thekitchenfurnitureco.com We are continually adding to the range, so please register for regular updates.



This symbol signifies that we can manufacture non-standard door sizes for a kitchen range. This invaluable service ensures that your Retailer is able to employ the very best design options when planning your kitchen.



We've included this symbol wherever a range is available to order in a bespoke painted colour.



We've included this symbol wherever furniture from The Kitchen Furniture Co. is featured.



This symbol signifies that you can use the Colour My Way tool on our website to experiment with colour and finish combinations.



Look out for these useful tips throughout the brochure, giving ideas on design, colour and fittings.



Look out for the product facts throughout the brochure, giving additional product information which you may find reassuring or helpful to your kitchen project.



Arundel	71 - 74
Bloomsbury	79 - 80
Buxton	77 - 78
Cambridge	81 - 82
Erin	69 - 70
Erin Painted	119 - 120
Isala	39 - 42
Kemble	65 - 66
Kemble Painted	115 - 118
Kew Painted	97 - 100
Kinsale	67 - 68
Kinsale Painted	113 - 114
Lansdowne	55 - 60
Lansdowne Painted	107 - 112
Litton	75 - 76
Malmö Gloss	23 - 30
Malmö Matt	15 - 22
Malmö Veneer	31 - 38
Marlow Painted	121 - 124
Otto	9 - 14
Petworth	51 - 54
Petworth Painted	101 - 102
Salcombe Painted	91 - 96
Stowe	61 - 64
Tetbury	47 - 50
Tetbury Painted	103 - 106
Zamora	83 - 84
Handles and Knobs	135 - 138
Storage Solutions	125 - 128
The Kitchen Furniture Co.	141 - 150



Since 1867 WE'VE BEEN WORKING WITH TIMBER, SHAPING IT, **carving it and crafting it** INTO THINGS OF BEAUTY. YOUR NEW KITCHEN COULDN'T BE IN MORE **expert hands.**









Contemporary


Otto	9 - 14
Malmö Matt	15 - 22
Malmö Gloss	23 - 30
Malmö Veneer	31 - 38
Isala	39 - 42




Gloss White



Gloss Latte



Gloss Porcelain




Gloss Cashmere




Gloss Graphite




Gloss Light Grey




Matt White



Matt Mussel



Matt Porcelain



Matt Light Grey




Bleached Oak



Natural Oak



Mid Tone Oak




Smoked Oak



Fumed Oak



Dark Elm



Warm Grey Oak

	Gloss White	Gloss Latte	Gloss Porcelain	Gloss Cashmere	Gloss Graphite	Gloss Light Grey	Matt White	Matt Mussel	Matt Porcelain	Matt Light Grey	Bleached Oak	Natural Oak	Mid Tone Oak	Smoked Oak	Fumed Oak	Dark Elm	Warm Grey Oak	
Otto	■		■	■	■													
Malmö	■	■	■	■	■	■	■	■	■	■	■	■	■	■	■			
Isala																■	■	

COMBINATIONS OF **texture, gloss and colour** AVAILABLE WITHIN OUR CONTEMPORARY COLLECTION, ALLOW FOR INDIVIDUALITY AND **modern styling**.

Our Contemporary collection has been designed so that all of the ranges can be used together. At 22mm thick the various finishes in Otto, Isala and Malmö can be mixed and matched with each other to create a truly unique kitchen design.



Colour Reproduction

Due to variables between photographic and print processes, colour may vary from the actual product supplied.



1 GLOSS CASHMERE | HANDLE K153 / K155





OTTO'S SLEEK DESIGN AND SUPERB **high gloss finish** GIVES LUXURIOUS SPARKLE AND **style** TO YOUR KITCHEN.



- 1 The premium quality lacquered gloss finish in neutral Cashmere offers enduring appeal, whilst curved doors create a seamless flowing design, perfect for open plan living.
- 2 Discreetly stylish, yet entirely practical, top fitting handles are the perfect adornment to this range. The availability of bespoke door sizes broadens design options and allows for unique personal touches, so important for a kitchen of such prestige.

FOR AN **ultra-sleek** AND FUNCTIONAL LOOK;
OPT FOR ANGLED PANELS AND DOORS TO CREATE
NEAT SHARP LINES – SO DESIRABLE IN **modern
kitchen design.**



GLOSS GRAPHITE



GLOSS GRAPHITE, PORCELAIN AND WHITE









GLOSS GRAPHITE, PORCELAIN AND WHITE



COOL COMBINATIONS OF **high-gloss finishes** ARE AN IMMENSELY POPULAR SCHEME. THE DRAMATIC TONE OF GLOSS GRAPHITE CAN BE BALANCED WITH THE PALE PORCELAIN AND CRISP WHITE FOR **show-stopping results.**

Designer's
Tip



At 22mm thick, Otto is the same thickness as the handle-less Malmö design. For an ultra-contemporary look mix both styles and finishes in your kitchen.



1 MATT LIGHT GREY





1 The modern simplicity of the handle-less design showcases the ultra smooth Matt Light Grey finish.





MATT WHITE



WITH A **silky smooth touch** MALMÖ
MATT WHITE IS A **contemporary** DESIGN
THAT IS SIMPLY IRRESISTIBLE.





1 MATT MUSSEL



1 The contemporary neutral finish of Matt Mussel looks effortlessly cool when combined with the sharp sleek lines of this handle-less design. The matt finish has a rich, flawless appearance and sumptuously smooth touch.



Malmö is available in a range of textures and colours that work well in any combination allowing for true originality in your kitchen design.

THE UNCOMPLICATED STYLING AND **high quality** FINISH OF MALMÖ MATT PORCELAIN IS AN **excellent choice** FOR THOSE SEEKING A CONTEMPORARY DESIGN WITH A **premium feel.**



1 MATT PORCELAIN





1 The irresistible, silky smooth touch of this matt lacquered finish exudes sophistication, whilst the simple design of Malmö ensures this range is absolutely on trend.



1 GLOSS LIGHT GREY





1 Echoing one of the most popular colour trends, this Gloss Light Grey is perfect for a stunning, contemporary design.



Introduce Isala Dark Elm into your design for a more individual, contemporary feel to your kitchen plans.



1 GLOSS CASHMERE AND NATURAL OAK





- 1** Introduce warmth to your contemporary Malmö handle-less kitchen by combining Gloss Cashmere with the subtle texture and tones of the premium grade natural oak timber option.
- 2** The soft and elegant Cashmere is an excellent addition to the palette of gloss finishes available to Malmö.
- 3** Further increase the capacity and use of your pan drawers with a hidden internal drawer box, faced with a luxurious timber drawer front. For the perfect finishing touch include our contemporary natural oak cutlery tray.

CONTEMPORARY FINISHES AND SMART ACCESSORIES ENSURE THE **award winning malmö** IS THE ULTIMATE CHOICE OF **handle-less** KITCHEN.

1 GLOSS WHITE



- 1** Achieve the ultimate in glamorous modern design with Malmö Gloss. The crisp lines of the handle-less design are accentuated with the stunningly reflective high-gloss lacquered finish.
- 2** A wide range of curved doors and accessories as well as the availability of non-standard sizes allow for the all-essential individuality statement.







1 GLOSS GRAPHITE AND PORCELAIN





2 GLOSS WHITE



3 GLOSS PORCELAIN

- 1 The sumptuous Gloss Graphite combined with the delicate tone of Porcelain add a touch more elegance and colour to the sophisticated Malmö range.
- 2 Super slim 13mm end panels can be used to frame units giving a sleek, uncomplicated look, that emphasises Malmö's handle-less design.
- 3 Design detail is key in handle-less style kitchens, that's why we offer a special, concealed grip door for use in larder arrangements. This door creates a single handle line running across the units and avoids an unattractive double handle scenario.



FUMED OAK AND GLOSS GRAPHITE 1



2

THE MODERN SIMPLICITY OF MALMÖ MARRIED WITH A **premium quality** VENEER IS SUPREME FASHIONABLE AND THE NEW CONTEMPORARY FINISH OF FUMED OAK – **simply irresistible.**



3 FUMED OAK





4 FUMED OAK AND MATT PORCELAIN

- 1** For a dramatic, urban feel, combine the smoky grey finish of Fumed Oak with the glossy iridescent finish of Graphite.
- 2** Considered accessories feature the handle-cut out shape, providing an unprecedented look to linear styling.
- 3** The unique wood grain figuring is attractively revealed through the Fumed Oak stain, affording desirable interest and texture.
- 4** The distinctive, dark shades of Fumed Oak work brilliantly in combination with the crispness of Matt Porcelain – the tactile surface of the veneer working beautifully with the flawless, smooth painted finish.



1 MID TONE AND SMOKED OAK





2 BLEACHED AND SMOKED OAK

- 1 The contemporary matt stains of Mid Tone and Smoked Oak veneer are hand-sprayed to reveal their unique subtle patterning and wood grain, so desirable in combination with the crisp Malmö design.
- 2 The pale tone of Bleached Oak is beautifully fresh and contemporary.



GLOSS PORCELAIN AND SMOKED OAK



BLEACHED AND SMOKED OAK





Bold use of block colour and texture gives the ultimate contemporary look.



1 NATURAL AND SMOKED OAK



WITH CLEVERLY
DESIGNED
**creative
accessories**

GALORE MALMÖ
OFFERS FULL
LATITUDE IN DESIGN.



2 NATURAL OAK AND MATT MUSSEL

- 1 The beautifully engineered veneer Malmö is supremely fashionable whilst retaining a generous feel of premium quality. The striking natural oak finish gives added substance to the contemporary handle-less design.
- 2 The space tower is a smart and stylish means of storing and accessing your everyday kitchen and food items.

TACTILE **timber effect** FINISHES ARE ENTIRELY ON TREND IN **contemporary** KITCHEN SCHEMES AND THE ISALA RANGE IS NO EXCEPTION.



2



1 DARK ELM WITH OTTO GLOSS CASHMERE





- 1 Cleverly constructed from highly durable laminate, Isala offers the beauty of wood with the minimum of fuss.
- 2 The modern handle-less design in the dark timber finish works in perfect combination with the reflective gloss tones of Otto Cashmere.



1 WARM GREY OAK WITH MALMÖ GLOSS CASHMERE



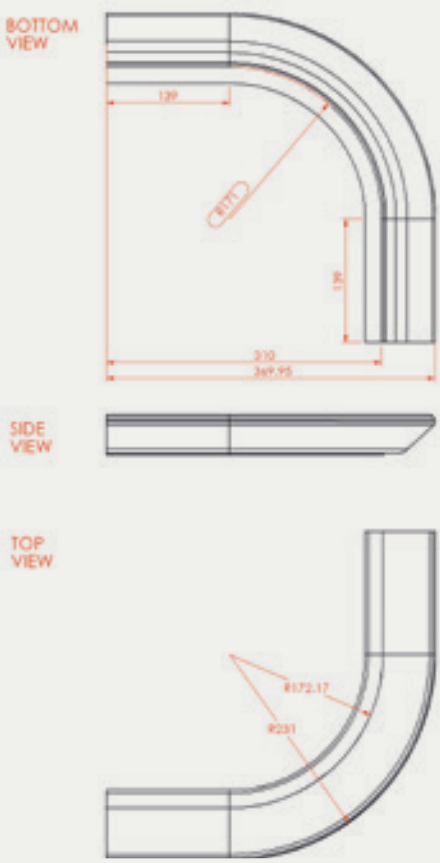


2

CLEAN SHARP LINES AND A STRONG **minimalist feel** ARE GIVEN ADDED CHARACTER WITH THIS FASHIONABLE **oak effect finish** IN WARM GREY.



- 1 As a handle-less style the Isala range can be combined with the Malmö range; broadening design and colour possibilities. Shown here in combination with Malmö Gloss Cashmere the kitchen looks effortlessly smart and desirable.
- 2 Constructed from durable laminate, Isala will stand up to the rigours of everyday family use.





WE **design** AND **manufacture** IN THE UK.
TAILORED TO COMPLIMENT THE INDIVIDUAL STYLE
OF YOUR HOME, **quality shines through**
IN EVERY DETAIL.








Classic

Tetbury	47 - 50	Arundel	71 - 74
Petworth	51 - 54	Litton	75 - 76
Lansdowne	55 - 60	Buxton	77 - 78
Stowe	61 - 64	Bloomsbury	79 - 80
Kemble	65 - 66	Cambridge	81 - 82
Kinsale	67 - 68	Zamora	83 - 84
Erin	69 - 70		



1 HANDLE K144



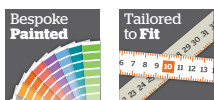
TETBURY **natural oak** REPRESENTS **quality**
AND TIMELESS **high-end styling.**



- 1 Tetbury's intricate beading detail combined with the beauty of a natural oak finish gives the range a gloriously elegant appearance that will stand the test of time.
- 2 Glazed doors with mullion detailing add character and substance to the range.



TETBURY OFFERS AN ABUNDANCE OF **design features** AND IS AVAILABLE **tailored to fit** – APPROPRIATE FOR A KITCHEN OF SUCH GRANDEUR.





1 HANDLE K134

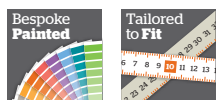




A LUXURIOUS DESIGN, PETWORTH COMBINES WONDERFULLY **crafted cabinetry** WITH THE **organic beauty** OF A NATURAL OAK FINISH.

- 1** The delightful elegance of the Petworth door style is complimented with delicate wood grain patterning and tone variation, providing a unique sense of character to a kitchen.
- 2** See page 141 onward to view the exciting range of co-ordinating furniture available from The Kitchen Furniture Co.

Beautifully designed ACCESSORIES AND THE AVAILABILITY OF NON-STANDARD DOOR SIZES, ENSURE **individuality** IN YOUR PETWORTH KITCHEN DESIGN.




Add the finishing touch to your in-frame kitchen by using butt hinges. For further details see page 135.



LANSDOWNE PRESENTS AN IRRESISTIBLE COMBINATION OF **modern design** WITH THE DRAMATIC BEAUTY OF **natural oak graining**.



3 HANDLE K52





- 1 Beautifully designed accessories that are crafted to the highest standards of quality compliment the range and will give your kitchen character and enduring appeal.
- 2 As well as a host of design treasures, tailored sizing ensures the very best design options are available when planning your Lansdowne kitchen.
- 3 The Lansdowne range offers the very latest in luxurious design, with a selection of curved features doors and accessories.



HANDLE K52



FUSE **form and function** WITH THE THRILLING ORIGINALITY OF A BLACK WALNUT FINISH FOR THIS **classic shaker** STYLE DOOR.




Lansdowne possesses all the elegant prowess of American Black Walnut, with it's array of tone variations and graining. The sumptuous matt finish gives this shaker a strong, contemporary edge.



For optimum colour and minimal sap content our American Black Walnut is harvested at a specific time of year when conditions are perfect.



1 HANDLE K64





- 1 Inspired accessories and the availability of special sized doors provide exciting design opportunities.
- 2 The delicate Washed Oak finish is beautifully fresh and contemporary; the pale hue subtly reveals the dramatic figuring of the solid oak framing.



PORCELAIN | HANDLE K149





Stowe is elegant in its simplicity and beautifully finished with a smooth lacquered paint finish. The deliciously matt Porcelain finish will give your kitchen scheme a contemporary feel that can be further enhanced with key accessory details such as curved and glazed doors as well as statement making pilasters.





LIGHT GREY | HANDLE K147




A **flawless finish** THAT'S DURABLE AND EASY-TO-CLEAN MAKES STOWE AN IDEAL CHOICE FOR **family living**.

This modern shaker design is striking in its simple styling and evident quality. The smooth painted finish in Light Grey appeals for those demanding the very latest in colour fashion.



HANDLE K134





Effortlessly stylish, the beautiful Kemble Natural Oak graining is seen to its best effect in the grooved centre panel and angled frame design. Coupled with a host of inspiring accessories, the overall effect makes for an elegant yet homely range.

THE **quality materials** AND TIME HONoured **craftsmanship** ARE APPARENT UPON VIEWING KINSALE, SETTING IT APART IN KITCHEN DESIGN.






Made entirely from solid oak timber, Kinsale is for the style savvy homeowners who recognise that classic designs endure the test of time. An excellent choice of accessories, as well as the ability to order non-standard door sizes within our Tailored to Fit service, ensure the very best design options are available to you.



1 HANDLE K136 / 137



A skilled craftsman oversees each stage of the production process for your non-standard door sizes.



LOVERS OF TIMBER,
WITH ALL ITS SUPERB
individuality AND
UNDENIABLE **quality**
WILL ADORE ERIN
CHARACTER OAK.



- 1 The Erin design combines a chunky wide frame with character oak, cleverly maximising the beauty of unaltered timber.
- 2 Create unusual features within your kitchen, made possible with our Tailored To Fit service which allows your designer to specify bespoke sized doors and drawers.
- 3 Pierced motif feature doors are just one of the host of interesting design options that compliment the Erin range, allowing you to create a kitchen of great charm and appeal.

THE **traditional styling** OF ARUNDEL AND THE ESTATE HEWN PIPPY OAK IS A CONSTANT FAVOURITE WITH **character in abundance**.





Arundel is a wonderfully traditional range made in a beautiful wood. Desirable variations which characterise this timber kitchen are displayed to best effect with the natural oak finish.





HANDLE K40

A COMBINATION OF ESTATE HEWN ENGLISH **pippy oak** AND **wild-grained** EUROPEAN OAK IS PERFECTLY BALANCED WITH THE BARONIAL **elegance** OF THE ARUNDEL DOOR STYLE.



1

1 Essential details such as open units, over mantel units and mullioned glazed doors all feature within the Arundel range.

LITTON PROVIDES AN **elegant and inviting** SETTING IN WHICH TO COOK, EAT AND ENTERTAIN.



1 SOFT CREAM | HANDLE K141 / K142





- 1 Cleverly re-creating the desirable styling of an in-frame kitchen, Litton also benefits from a highly durable, super matt paint effect finish.
- 2 See page 141 onward to view the exciting range of co-ordinating furniture available from The Kitchen Furniture Co.





ALABASTER | HANDLE K58



BUXTON'S CONSIDERED DESIGN GIVES THE CLEVER IMPRESSION OF A **high-class** IN-FRAME STYLE.

A delightfully timeless kitchen, the smooth touch alabaster foil provides a genuine painted effect whilst ensuring durability.



THE DESIGN OF BLOOMSBURY GIVES THE POPULAR SHAKER STYLE A **modern country** SLANT. THE LIGHT CREAM COLOURING COMPLIMENTS THE **bright character** OF THE DOOR.

ALABASTER | HANDLE K42 / K43







ALABASTER | HANDLE K22 / K23





CAMBRIDGE COUPLES APPEALING **smooth touch** ALABASTER FOIL WITH THE TRADITIONAL STYLING OF A **grooved panel** DOOR.

THIS WIDE FRAME SHAKER IS **striking and bold**. THE CRISP WHITE FOIL PROVIDES DURABILITY AND CLEANLINESS, WHILST PROVIDING A THOROUGHLY **modern finish**.



WHITE | HANDLE K62





BESPOKE PAINT FINISHES, **customised door sizes** AND DISTINCTIVE DESIGN THAT'S DRIVEN BY A **passion** FOR CREATING THE **finest kitchens**.











Painted


Salcombe	91 - 96	Kinsale	113 - 114
Kew	97 - 100	Kemble	115 - 118
Petworth	101 - 102	Erin	119 - 120
Tetbury	103 - 106	Marlow	121 - 124
Lansdowne	107 - 112		




White




Bone




Chalk




Alabaster




Ivory




French Grey



Lead




Soft Grey




Cement




Charcoal




Putty




Cashmere




Hessian




Jute



Aubergine




Mist



Cornflower Blue




Celadon




Slate




Oxford Blue




Frost



Gooseberry



Mussel



Sage



Maize

OUR PAINTED COLLECTION OFFERS **25 stunning colours**, FROM TIMELESS CLASSICS TO BOLD CONTEMPORARY SHADES, SO YOU CAN MAKE A STATEMENT THAT REFLECTS YOUR **individual style**.

When you're contemplating your perfect kitchen, inspiration can come from anywhere. It's all around you. We'll bring that inspiration to life with the exact colour that's sparked your imagination.

To create a kitchen that's uniquely yours opt for our **Bespoke Painted Service**. This service means that you can select a colour from any manufacturer's paint swatch – Dulux, Crown or Farrow and Ball for example. We will then accurately match your colour choice in any of our Painted ranges.



Look out for this icon throughout our brochure and on our website highlighting ranges that are available as part of our Bespoke Painted service.

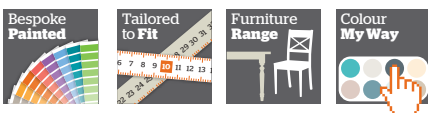
Colour Reproduction

Due to variables between photographic and print processes, colour may vary from the actual product supplied. Swatches are available to order from your retailer.



Exquisite detailing AND METICULOUSLY
DESIGNED ACCESSORIES COME TOGETHER
IN THIS **sublime kitchen classic.**

1 PAINTED TIMBER CHALK AND LEAD | KNOB K149





- 1 The Salcombe range is available in a palette of 25 beautiful painted shades, shown here in a Chalk and Lead mix.
- 2 See page 141 onward to view the exciting range of co-ordinating furniture available from The Kitchen Furniture Co.

To view the complete collection of Painted Timber finishes please see page 89.



PAINTED TIMBER CHALK | KNOB & HANDLE K149 / K150





Salcombe's intricate beading detail on both frame and door is stylishly accentuated in the painted finish, delicately revealing the wood grain patterning, so desirable in a kitchen of such splendour.

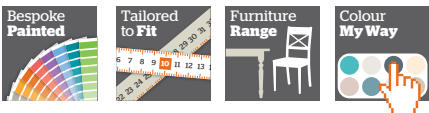
To view the complete collection of Painted Timber finishes please see page 89.

CLASSICALLY CHIC WITH **style** AND **character** IN ABUNDANCE,
 SALCOMBE **epitomises luxury** BRITISH DESIGN.



1 PAINTED TIMBER CHARCOAL & CHALK | KNOB & HANDLE K149 / K150

- 1** Shown here in a smart combination of bold Charcoal and soft Chalk. Salcombe appears homely yet impressive; a kitchen design that will stand the test of time.
- 2** Smart decorative features, including practical bottle store drawer units, chopping board and tray sets, as well as glazed doors, allow for imaginative design and add to the period feel.



To view the complete collection of Painted Timber finishes please see page 89.





1 PAINTED TIMBER SOFT GREY | HANDLE K147






KEW IS **elegant and contemporary**
WITH A FOCUS ON IMAGINATIVE DETAILING THAT
WILL GIVE YOUR KITCHEN **timeless appeal.**

- 1** The painted finish reveals the delicate texture and beautiful wood grain patterning of the solid timber framing.
- 2** The contemporary natural oak cutlery tray is the perfect finishing touch to a kitchen.
- 3** Contemporary curved doors present interesting design possibilities.

To view the complete collection of Painted Timber finishes please see page 89.





3 PAINTED TIMBER JUTE & PUTTY | HANDLE K147

- 1 Beautifully crafted glazed doors epitomise the quality and design excellence of Kew.
- 2 Select your paint colour from an exclusive palette of 25 finishes or opt for the bespoke service and choose your own colour.
- 3 See page 141 onward to view the exciting range of co-ordinating furniture available from The Kitchen Furniture Co.



Mix painted colours to accentuate design features within your kitchen.

To view the complete collection of Painted Timber finishes please see page 89.





PAINTED TIMBER PUTTY | KNOB K134

Petworth has all the essential ingredients of a designer kitchen, whilst the French Grey and Putty finishes offer a wonderfully serene setting. An exquisite collection of elegant accessories offer great freedom in design.



To view the complete collection of Painted Timber finishes please see page 89.



1



2 PAINTED TIMBER SAGE | HANDLE K144





- 1 Introduce elegant mullioned glass doors for stylish storage.
- 2 The stunning design of Tetbury demonstrates how a delicate colour palette mixed with quality materials and beautiful design produces a spectacular environment.

To view the complete collection of Painted Timber finishes please see page 89.



1 PAINTED TIMBER SLATE & BONE | KNOB K144




2



PAINTED TIMBER PUTTY & BONE | KNOB K144

THE PAINTED FINISH ACCENTUATES TETBURY'S **delicate beading**, ADDING TO THE BEAUTY OF THIS **in-frame** KITCHEN.

- 1 Curved drawers, spice drawers sets and tray sets are some of the many creative accessories available Tetbury.
- 2 See page 141 onward to view the exciting range of co-ordinating furniture available from The Kitchen Furniture Co.



To view the complete collection of Painted Timber finishes please see page 89.



HANDLE K64 1



2 PAINTED TIMBER HESSIAN | KNOB K52





- 1 Appealingly practical, the Orgaline stainless steel cutlery tray is easy to fit and consists of removable, dishwasher-safe containers.
- 2 Taking inspiration from nature, the rich cream colouring of Hessian is wonderfully versatile and contemporary, working alongside the dramatic tones of American Black Walnut.



The Lansdowne range is available in a primed finish so that you can create your own special paint effects on kitchen doors. Speak to your Retailer for further information.

To view the complete collection of Painted Timber finishes please see page 89.



1 PAINTED TIMBER IVORY | KNOB K52





2 PAINTED TIMBER SAGE | HANDLE K66

- 1 Open units are statement-making feature pieces within a painted kitchen.
- 2 The heritage shade of Sage is successfully combined with natural oak through the clever use of the lattice feature door with central oak detailing.



Our paint is specially formulated for its long-lasting colour fastness and tested in laboratory conditions.

To view the complete collection of Painted Timber finishes please see page 89.



PAINTED TIMBER WHITE | KNOB K52



PAINTED TIMBER MAIZE | HANDLE K66

THIS **simple shaker style** PAINTED DOOR HAS A WHOLE HOST OF SUPERB **design features** THAT WILL GIVE YOUR KITCHEN CHARACTER AND **enduring appeal**.





PAINTED TIMBER CORNFLOWER BLUE | HANDLE K64



Further accentuate the timber grain detailing by selecting a painted open unit with a natural oak interior.

To view the complete collection of Painted Timber finishes please see page 89.



1 PAINTED TIMBER SLATE | HANDLES K141 / K142






THE BEAUTIFULLY **classic design** OF KINSALE IS **splendidly elegant** AND ABSOLUTELY ON TREND IN THE SLATE **painted finish**.

- 1 Team solid doors and glass feature doors for a lighter look in wall storage.
- 2 Panelled curved doors add a modern twist to this classic design.

To view the complete collection of Painted Timber finishes please see page 89.



1 PAINTED TIMBER IVORY | KNOB K134





PAINTED TIMBER FROST | KNOB K134

A **relaxed feel**
THANKS TO THE
PAINTED FINISH AND
appealing design
OF THE ELEGANT YET
HOMELY RANGE KEMBLE.



2

- 1 Modern and bright with beautifully inspiring accessories including curved doors, Kemble affords distinctive styling within your home.
- 2 See page 141 onward to view the exciting range of co-ordinating furniture available from The Kitchen Furniture Co.

To view the complete collection of Painted Timber finishes please see page 89.



PAINTED TIMBER IVORY & CORNFLOWER BLUE | KNOB K134

THE **grooved centre panel** AND ANGLED FRAME ARE SHOWN TO BEST EFFECT IN THE PAINTED FINISH, WHILST THE **beautiful wood grain** PATTERNING OF THE TIMBER IS **subtly revealed**, DENOTING THE QUALITY OF THE RANGE.



To view the complete collection of Painted Timber finishes please see page 89.





1 PAINTED TIMBER GOOSEBERRY | KNOBS K136 / K137



PAINTED TIMBER SAGE | KNOBS K136 / K137



PAINTED TIMBER GOOSEBERRY | KNOBS K136 / K137

THE **bold shaker design** OF ERIN IS WELL SUITED TO A PAINTED FINISH, ITS DEEP ANGLED INSIDE PROFILE AND WIDE FRAMING PROVIDE **great definition**.

1 Fresh and light, the soft tones of Gooseberry introduces a modern splash to a natural oak kitchen.



To view the complete collection of Painted Timber finishes please see page 89.



1 IVORY | KNOB K52





2



CHALK AND SAGE | KNOB K52

THIS **substantial shaker style** IS SO POPULAR RIGHT NOW, IN EITHER ORIGINAL IVORY OR ANY OF THE PAINTED COLOUR PALETTE – A KITCHEN WHICH HAS WIDE AND **enduring appeal**.



- 1 Typifying a contemporary shaker, the delicate timber graining effect marries perfectly with the substantial wide frame and simple styling of Marlow.
- 2 The Orgaline dividing system is an excellent means of organising your household items, maximising the storage potential of your kitchen drawers.

To view the complete collection of Painted Timber finishes please see page 89.



JUTE AND CHALK | KNOB K52



CHARCOAL | KNOB K52





MIST AND CELADON | KNOB K146

To view the complete collection of Painted Timber finishes please see page 89.



1



THE SECRET TO **maximising storage** IS SIMPLE – CLEVER INTERNAL FITTINGS ARE A KITCHEN'S BEST FRIEND. GET THE STORAGE RIGHT AND NOT ONLY DO YOU **increase capacity**, YOU'LL **enjoy a sense of order** THAT WILL MAKE YOUR KITCHEN WORK LIKE A DREAM.

- 1** The premium quality timber internal drawer fronts are a superbly stylish enhancement to kitchen storage, available in both 15mm thick Natural Oak and Black Walnut. The contemporary Natural Oak cutlery trays add a beautiful finishing touch.
- 2** The space tower is a much more attractive solution to storage boasting up to three times the load capacity to that of wire work.






5

- 1 Scalloped handle cut out internal drawer fronts available in both Natural Oak and Black Walnut finish.
- 2 An alternative stylish solution to under the counter storage.
- 3 Cleverly extendable from 400mm up to 1000mm the Natural Oak cutlery tray is the perfect addition for a kitchen.
- 4 Beautiful Black Walnut internal drawer front in combination with Blum stainless drawer box.
- 5 Appealingly practical the stainless steel Orgaline cutlery tray consists of removable dishwasher proof containers.

Isala
Dark Elm
494-DE

Isala
Warm Grey Oak
494-GR



See page 39 – 42

Available in all Isala finishes

Available in all Isala finishes

Malmö Gloss

Cashmere
488-CG



Light Grey
488-RG

Latte
488-LG


Porcelain
488-PG

White
488-WG

Graphite
488-GG



See page 23 – 30



Available in all Malmö Gloss finishes

Available in all Malmö Gloss finishes





Malmö Matt

Light Grey
488-RM

Mussel
488-MM

Porcelain
488-PM

White
488-WM



See page 15 – 22

Available in all Malmö Matt finishes

Available in all Malmö Matt finishes

Malmö Oak Veneer




Bleached Oak
888-BL

Mid Tone Oak
888-MT

Natural Oak
888-15

Smoked Oak
888-SM

Fumed Oak
888-FU



See page 31 – 38

Available in all Malmö Oak Veneer finishes

Available in all Malmö Oak Veneer finishes



Otto Gloss

Cashmere
490-CG

Porcelain
490-PG

White
490-WG

Graphite
490-GG



See page 9 – 14

Available in all Otto finishes



Arundel

Character Oak
818-14

Natural Oak
818-15



See page 71 - 74



Also available in Character Oak



Also available in Character Oak

Bloomsbury

Alabaster
410-68



See page 79 - 80



Buxton

Alabaster
409-68




See pages 77 - 78



Cambridge

Alabaster
420-68



See page 81 - 82



Erin

Character Oak
814-14



See page 69 - 70



Kemble

Natural Oak
860-15



See page 65 - 66



Kinsale

Natural Oak
828-15



See page 67 - 68



Lansdowne
Black Walnut
831-52



See page 55 – 60

Natural Oak
831-15



Washed Oak
831-54



Available in all Lansdowne finishes



Available as Walnut door with
Maple inset lattice



Available in Natural Maple &
Natural Oak

Litton
Soft Cream
403-97



See page 75 – 76



Petworth
Natural Oak
880-15



See page 51 – 54



Stowe
Light Grey
495-RM



See page 61 – 64



Tetbury
Natural Oak
890-15



See page 47 – 50



Zamora
White
408-61



See page 83 – 84



Erin
French Grey
814-45



See page 119 – 120

Kemble
French Grey
860-45



See page 115 – 118

Kew
French Grey
827-45



See page 97 – 100

Kinsale
French Grey
828-45



See page 113 – 114

Lansdowne
French Grey
831-45



See page 107 – 112

Marlow
Ivory*
472-IV

Mussel*
472-MS

Porcelain*
472-PN



See page 121 – 124

Available in all Marlow finishes



These ranges are also available in Bespoke Painted colours, see further information about this service on page 90.

* Ivory, Mussel and Porcelain are all stock finishes

To view the complete Painted Timber Colour Palette, please see page 89.

Petworth
French Grey
880-45



See page 101 – 102

Salcombe
French Grey
870-45



See page 91 – 96

Tetbury
French Grey
890-45



See page 103 – 106



Add the finishing touch to your in-frame kitchen with a **Butt Hinge** (400-00-H3) or **Decorative Butt Hinge** (400-00-H7).



Rounded black walnut knob
(800-52-66)



Rounded ivory knob*
(800-78-66)



Large diameter natural oak knob
(800-15-67)



Antique cast iron knob
(800-00-K24)



Cast iron knob, 35mm
(800-00-K136)



Cast iron knob, 48mm
(800-00-K137)



Matt nickel knob
(800-00-K25)



Pewter effect knob
(800-00-K134)



Cast iron mottled square knob
(800-00-K130)



Pewter effect cage knob
(800-00-K58)



Chrome Knob and Back Plate
(800-00-K149)



Brushed stainless steel knob & back plate
(800-00-K135)



Stainless steel effect shaped knob
(800-00-K144)



Stainless steel square knob
(800-00-K52)



Stainless steel effect handle U-shaped knob
(800-00-K139)



Stainless steel effect dish handle
(800-00-K127)



Butt hinge
(400-00-H3)



Decorative butt hinge
(400-00-H7)
To be used with standard Blum hinges.

Acknowledgements to



* Available in all 25 painted colourways & Natural Oak



Cast iron handle
(800-00-K40)



Cast iron tung handle, 32mm
(800-00-K104)



Cast iron tung handle, 96mm
(800-00-K105)



Cast iron latch handle
(800-00-K106)



Cast iron bow handle
(800-00-K107)



Cast iron hadley handle, 128mm
(800-00-K121)



Iron effect gothic D handle
(800-00-K66)



Nickel pewter bow tie handle
(800-00-K36)



Pewter T-handle
(800-00-K22)



Fluted pewter drop handle
(800-00-K23)



Pewter cage drop handle
(800-00-K42)



Pewter cage T-handle
(800-00-K43)



Connect zebrano handle
(800-00-K129)



Aluminium effect ribbon handle
(800-00-K30)



Aluminium slow curve handle
(800-00-K35)



Chrome plated linea handle, 192mm
(800-00-K123)



Chrome plated sculptured handle
(800-00-K128)



Rounded polished chrome D-handle, 160mm
(800-00-K140)



Polished chrome cup handle 160mm
(800-00-K141)



Polished chrome cup handle 64mm
(800-00-K142)



Chrome Cup Handle
(800-00-K150)



Matt chrome bridge handle, 128mm
(800-00-K61)



Matt chrome bridge handle, 256mm
(800-00-K62)



Chunky bar brushed chrome handle
(800-00-K91)



Large edge bow chrome handle
(800-00-K153/K154*)



Medium edge bow chrome handle
(800-00-K151/K152*)



Small edge bow chrome handle
(800-00-K155/K156*)



Large edge straight brushed aluminium handle
(800-00-K157)



Medium edge straight brushed aluminium handle
(800-00-K158)



Small edge straight brushed aluminium handle
(800-00-K159)

* Part number for brushed aluminium finish.



Brushed nickel linea handle, 192mm
(800-00-K125)



Stainless steel effect bar handle
(800-00-K64)



Stainless steel effect wave handle
(800-00-K133)



Stainless steel effect handle
(800-00-K132)



Stainless steel bow shaped handle
(800-00-K146)



Stainless Steel Handle
(800-00-K147)





The Kitchen Furniture Co.



OUR **beautiful collection** OF TABLES,
CHAIRS AND STOOLS HAS BEEN **designed to**
complement THE BURBIDGE RANGE OF KITCHENS,
IN BOTH STYLE AND AVAILABLE FINISHES.

Sharing the same colour palette as the painted range of kitchens, you can co-ordinate your colour choices within the kitchen for both cabinetry and furniture. The result is a harmoniously furnished kitchen.

Designed and produced in the same UK workshop as our kitchens, you will find the furniture range is also crafted with equal attention to detail and exacting quality standards.

For more choice and to see latest innovations visit us online at thekitchenfurnitureco.com

See page 89 to view the Painted Timber colour palette.



THE COLLECTION HAS SOMETHING **to suit all tastes and lifestyles**. WHETHER IT'S AN ENDURING CLASSIC, OR A MODERN UPDATE YOU WILL FIND SOMETHING TO **capture your imagination**.









CONSTRUCTED FROM **solid timber**, THE CHAIRS AND TABLES HAVE BEEN DESIGNED TO GIVE BOTH **aesthetic appeal** AND TO ENSURE YEARS OF REGULAR **comfortable use**.





IF YOUR KITCHEN IS THE SOCIAL HUB OF THE HOME, WE CAN ENSURE YOUR **choice** OF BAR STOOL NOT ONLY **exudes style** BUT IS ALSO **comfortable** AND ENTIRELY **practical**.







ALL OF OUR TABLE
DESIGNS ARE AVAILABLE
WITH AN **extendable**
option ENSURING
FUNCTIONALITY AS WELL
AS STYLE.



Our furniture can be viewed and purchased with the help of your independent kitchen specialist or direct from our comprehensive website [thekitchenfurnitureco.com](https://www.thekitchenfurnitureco.com)

We are continually adding to the range so please register for regular updates.



Burbidge & Son Limited

Burnsall Road, Canley, Coventry, West Midlands CV5 6BS
T 024 7667 1600 F 024 7669 1010 E sales@burbidge.co.uk

www.burbidge.co.uk