

classic designs in laminate



prima

# smart surfaces

At Bushboard, we like to create smart surfaces that work for your home and assure long-lasting style.

We understand what makes a kitchen beautiful and practical. Today's kitchens are social spaces for cooking, dining and relaxing and our products will give you the design freedom to create them – regardless of size or budget.

In our Prima range you will find clever ideas to excite and inspire, from luxurious granites to fashionably Slimline edges, curved components or ready-made island units and from high performance textures to versatile splashbacks.

Traditional or contemporary kitchens are a neutral canvas to bring to life with luxurious worksurface designs. Our signature True Scale collection reinterprets natural stones, marbles and granites in spectacular fashion. So, make a statement, add some drama or go for glamour with our impeccable choice of designs and textures. Plus, we offer different edge profiles that will help you add your personal stamp.

Our new online Design Studio lets you play with different ideas and bring your creativity to life, simply log on to [www.bushboard.co.uk](http://www.bushboard.co.uk). Our retail partners nationwide will also help you with design and have many of our products on display.

When you buy a Bushboard product, you are buying into our ethos of exceptional quality and customer care. Our products carry a lifetime guarantee and have a unique installation warranty. That way you can be sure your Prima worksurface will look sensational and give years of pleasure.

**Pictured: Slimline 22mm True Scale Calacatta Marble 1205mm island and slab end in Radiance texture.**

**Front cover: Slimline 22mm True Scale Marbled Cappuccino worksurface and upstand in Radiance texture with Dogbone Earth splashback.**



log on to [www.bushboard.co.uk/design-studio](http://www.bushboard.co.uk/design-studio) to design your own look.





# statement stones

The signature True Scale collection will make a luxury statement in your kitchen. These designs are distinctive because they are printed in life-like proportion.

Elegant and exuberant, they design beautifully with traditional hand painted or sleek handleless door styles. Frame your island unit with a designer slab end or run the luxury design through the worksurface and splashback to outstanding effect.

True Scale designs mirror perfectly the beauty of exclusive granites, marbles and stones, allowing you to create a truly top-end look, while being so much more affordable.

And the new 22mm Slimline thickness just makes them all the more desirable.

**Pictured left: Slimline 22mm True Scale Marbled Cappuccino worksurface and splashbacks, all in Radiance texture.**

**Pictured detail: Slimline 22mm True Scale Antique Marble worksurface and splashback, both in Etchings texture.**



# design edge


We want to make every worksurface look the very best it can and so we've developed a choice of elegant profiles to suit the design, texture and style.

New to Prima is the Slimline 22mm edge that gives a wonderfully sleek and streamlined look. It goes so well with traditional, modern and contemporary handleless kitchens.

It's exclusively available in six luxurious stones.

**Pictured right: Slimline 22mm True Scale Jet Sequoia worksurface in Radiance texture and Maui Gloss splashback.**

**Pictured detail: Slimline 22mm True Scale Lightning Marble worksurface in Etchings texture.**





## sleek & slab cut

Our unique Q3 edge detail complements all of our worksurface designs, whether the Slimline 22mm or the traditional 38mm thickness.

The squarer shape, with its crisp 3mm radii top and bottom, enhances our stone and woodgrain designs with an authentic slab-cut look. Beautiful.

**Pictured left: Natural Block Walnut 1205mm island in Matte-58 texture and Slimline 22mm Lightning Marble worksurface and splashback in Etchings texture.**

**Pictured detail: Muscovado Granite worksurface in Ceramo texture.**



# square edged

Curves and square edges can flow into one with our extended range of applied PP edges, available on five granite and woodgrain designs.


The crisp flat edge can flow round breakfast bars or corner areas and marry in with our new straight worktops in the same matching edge detail. All precision made to offer the highest performance.

With Prima's ready-made components and sizes, you can create bespoke looks incorporating curves which are normally only achieved with more expensive worksurface materials.


Laminate lets you go high on looks, while keeping the costs way lower.

**Pictured: True Scale Antique Mascarello curved breakfast bar, worksurface and upstand in Radiance texture.**

3600/4100 x 600 x 38mm worksurface edged on one long edge



3580 x 650 x 38mm worksurface with curved end (3050mm front edge) - 263mm radius curves



3000 x 955 x 38mm breakfast bar with curved end - 263mm radius curves





12 Slimline 22mm True Scale Jet Sequoia worksurface, upstand, breakfast bar and slab end, all in Radiance texture.

[www.bushboard.co.uk](http://www.bushboard.co.uk)



True Scale Slate Sequoia worksurface and upstand in Radiance texture and Olive splashback in Matte-58 texture.



# new textures

Our surface textures are carefully chosen to enhance the design. They also offer an exceptionally hygienic and easy maintenance solution for a busy kitchen.

The new Ceramo texture offers a random blend of matt and high gloss areas that enrich the Muscovado Granite and Black Ceramic décors. Radiance, with its subtle all-over shimmer, adds lustre to the True Scale collection. And for classic granite looks, there is always the allure of high gloss.

**Pictured left: Muscovado Granite worksurface in Ceramo texture and Kashmir Gloss splashback.**

**Pictured detail: Black Ceramic worksurface in Ceramo texture and Dogbone Earth splashback in Matte-58 texture.**







# absolutely radiant

Radiance is our most popular texture combining a gently undulating surface with a subtle gloss element. The softly shimmering surface entices the eye and is appealing to the touch. And on a practical note, it's also very easy to keep clean.

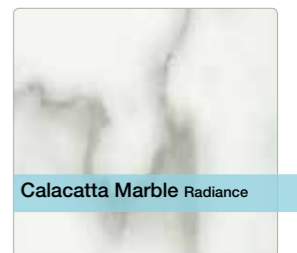
Radiance texture features on our True Scale designs, refracting the light to give the worksurface another design dimension. It also works beautifully on our plain colour palette of Black Granite, Ice and Espresso.

When combined with our Q3 edge it gives a crisp modern look.

**Pictured: Black Granite worksurface and upstand, both in Radiance texture.**



See page 36 for our complete range of Radiance designs or use the BB Design Studio at [www.bushboard.co.uk/design-studio](http://www.bushboard.co.uk/design-studio) to create your perfect kitchen style.



Calacatta Marble Radiance



Antique Mascarello Radiance



Breccia Paradiso Radiance

# luxury islands for all

Island units make a superb focal point for any kitchen. The social hub to gather round to chat, do homework, prepare food, cook and eat.

With Prima, you can create a luxurious island very easily whether you have a large open plan room or a more compact space to play with. And the realism of our laminate designs will give you the high-end look of expensive natural materials at much more affordable prices.

Prima includes a specially sized 3000mm x 1205mm island unit component which is the most versatile design size for any kitchen layout.

There are six designs to choose from in the sleek 22mm Slimline profile, together with three popular designs in 38mm. Why not add a slab end worksurface too for an extra touch? You can use an end panel matching your furniture to clad the inner face.

**Pictured right: Slimline 22mm True Scale Lightning Marble worksurface and splashback, both in Etchings texture.**

**Pictured detail: Slimline 22mm True Scale Marbled Cappuccino worksurface, 1205mm island, slab end and splashbacks, all in Radiance texture.**







22 22mm Slimline True Scale Marbled Cappuccino  
1205mm island in Radiance texture.

[www.bushboard.co.uk](http://www.bushboard.co.uk)



True Scale Crema Mascarello breakfast bar, worksurface, slab end  
and upstand, all in Etchings texture.

# smooth & natural

Prima excels in woodgrains. High quality print definition and superb matt textures combine to reflect nature's finest species. And the square Q3 profile gives the worksurface a natural timber look.

The exotic tones of Ebony and Zebrano, and the classics of Beech, Oak and Blocked Walnut, offer the best of both worlds — natural beauty in a material that is durable and ever so easy to maintain.

Try adding any of our 36 splashbacks for a design statement.

**Pictured right:** Soft Walnut Blocked worksurface and Dogbone Storm splashback, both in Matte-58 texture.

**Pictured detail:** Ebony worksurface and splashback in Naturelle texture and Olive splashback in Matte-58 texture.



# splashbacks are smart

There are 36 design ideas in splashbacks that will complete your kitchen perfectly. With graphic prints, oxidised metals, plain colours, luxury granites and matt woodgrains, there's an abundance of choice to make a real design impact.

Be on-trend with hand finished etched copper. Create a bespoke look by colour blocking for contrast or go for all-out luxury and run beautiful granites throughout the scheme.


Not only do they look stunning, but are also ever so practical and easy to clean.

**Pictured right: Smoke worksurface in Riverwash texture and real metal laminate Ragged Copper splashback.**

**Pictured detail: 22mm Slimline True Scale Pearl Marble worksurface in Etchings texture and Burgundy Gloss splashback.**



Go to our BB Design Studio at [www.bushboard.co.uk/design-studio](http://www.bushboard.co.uk/design-studio) and create your ideal splashback and worksurface combination.





28 True Scale Soapstone Sequoia worksurface and splashback, both in Honed texture.



Soft Walnut Blocked worksurface with Dogbone Storm splashback, both in Matte-58 texture.

# finish the look

It's always the small details that make the difference; our stone, granite or woodgrain worksurfaces can be elegantly finished with a matching upstand.

All of our upstands feature the same Q3 edge profile as on our worksurfaces, giving you a stylish and co-ordinated look.

Upstands are available to complement every worksurface design and are sealed in place with BB Complete colour-matched adhesive for an impeccable finish.

**Pictured right:** True Scale Golden Mascarello worksurface and upstand in Radiance texture.

**Pictured detail:** True Scale Crema Mascarello worksurface, slab end and upstand in Etchings texture.

**22mm Slimline Q3** worksurface in 6 selected designs


**28mm Q3** worksurface in 8 selected designs

**38mm Q3** worksurface in all designs except Lightning Marble, Golden Morning Oak and Classic Onyx

**38mm Square edge** worksurface in 5 designs with PP edge detail

**8mm splashback**

**Q3 upstand** in all worksurface designs







32 Amber Kashmir worksurface and upstand, both in Crystal texture.



Slimline 22mm True Scale Jet Sequoia worksurface and splashback, both in Radiance texture.

# the luxury of True Scale

Bring grace and luxury to your kitchen with our True Scale stone collection.

Printed in life-like proportion they mirror perfectly the beauty of exclusive granites, marble and stone, allowing you to create a truly authentic look, yet so much more affordably.


Elegant. Exclusive. Easy.

**Pictured right: Slimline 22mm True Scale Calacatta Marble worksurface, 1205mm island and splashback, all in Radiance texture.**

**Pictured detail: True Scale Antique Mascarello curved worksurface with applied PP square edge in Radiance texture.**



décor	texture	adhesive colour	28mm	22mm	38mm	38mm	38mm	38mm	38mm	38mm
Antique Mascarello	Radiance	mushroom	•							
Black Fossilstone	Radiance	jet black								
Blue Storm	Radiance	chocolate								
Breccia Paradiso	Radiance	mushroom								
Calacatta Marble	Radiance	ash grey		•						
Golden Mascarello	Radiance	fudge								
Jet Sequoia	Radiance	jet black		•						
Marbled Cappuccino	Radiance	chocolate		•						
Slate Sequoia	Radiance	mushroom		•						
Black Granite	Radiance	jet black								
Espresso	Radiance	chocolate								
Ice	Radiance	ash grey								
Black Granite	Riverwash	jet black								
Latte	Riverwash	vanilla								
Smoke	Riverwash	basalt grey								
Soapstone Sequoia	Honed	pewter grey								
Amber Kashmir	Glastex Gloss	fudge								
Black Granite	Glastex Gloss	jet black								
Olympus	Glastex Gloss	chocolate								
Ebony	Naturelle	chocolate								
Black Ceramic	Ceramo	jet black								
Muscovado Granite	Ceramo	mushroom								
Antique Marble	Etchings	vanilla								
Crema Mascarello	Etchings	vanilla								
Lightning Marble	Etchings	slate grey								
Pearl Marble	Etchings	ash grey								
Amber Kashmir	Crystal	fudge								
Black Granite	Crystal	jet black	•	•						
Black Quasar	Crystal	jet black								
Blue Magma	Crystal	slate grey								
Cornish Granite	Crystal	ivory	•	•						
Granite Black Brown	Crystal	basalt grey								
Lava Dust	Crystal	silver grey	•	•						
Madrid Jade	Crystal	chocolate								
Olympus	Crystal	chocolate								
Perlato Granite	Crystal	pewter grey								
Polar White	Crystal	ice white	•	•						
Sandgrain	Crystal	ivory								
Stardust	Crystal	basalt grey	•	•						
Toscana	Crystal	chestnut								
Beech Butcher Block	Matte-58	oatmeal	•	•						
Cherry Butcher Block	Matte-58	chestnut								
Clear Maple	Matte-58	vanilla								
Millstar Cream	Matte-58	silver grey								
Natural Block Walnut	Matte-58	fudge								
Rural Oak	Matte-58	fudge								
Soft Walnut Blocked	Matte-58	chocolate								
Wenge Blocked	Matte-58	chocolate								
Woodmix	Matte-58	oatmeal								
Zebrano Blocked	Matte-58	chocolate								
Classic Onyx	Matte-58	ivory	•	•						
Golden Morning Oak	Matte-58	toffee	•	•						
<b>Splashbacks</b>										
Brushed Aluminium	Metal	silver grey								
Ragged Copper	Metal									
Dogbone Earth	Matte-58									
Dogbone Storm	Matte-58									
Aquamarine	Glastex Gloss									
Burgundy	Glastex Gloss									
Crystal White	Glastex Gloss									
Graphite	Glastex Gloss									
Iris	Glastex Gloss									
Kashmir	Glastex Gloss									
Maui	Glastex Gloss									
Olive	Matte-58									
Pumice	Glastex Gloss									



Antique Mascarello Radiance WUS




Golden Mascarello Radiance WUS



Crema Mascarello Etchings WUS




Breccia Paradiso Radiance WUS



Blue Storm Radiance WUS



Marbled Cappuccino Radiance WUS



Black Granite Radiance WUS



Espresso Radiance WUS



Ice Radiance WUS




Black Granite Riverwash WUS



Soapstone Sequoia Honed WUS



Jet Sequoia Radiance WUS



Pearl Marble Etchings WUS



Antique Marble Etchings WUS




Slate Sequoia Radiance WU




Latte Riverwash WU



Smoke Riverwash WU



Calacatta Marble Radiance WUS




Lightning Marble Etchings WUS



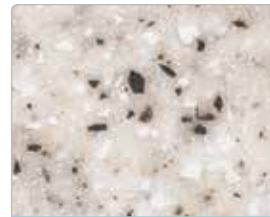
Amber Kashmir Crystal WU



Cornish Granite Crystal WUS



Lava Dust Crystal WU



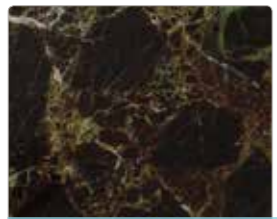
Millstar Cream Matte-58 WU



Amber Kashmir Glastex Gloss WU



Black Granite Glastex Gloss WUS



Olympus Glastex Gloss WU



Muscovado Granite Ceramo WUS



Black Fossilstone Radiance WU



Blue Magma Crystal WU



Black Granite Crystal WUS



Olympus Crystal WU



Black Quasar Crystal WUS



Granite Black Brown Crystal WU



Madrid Jade Crystal WU



Perlato Granite Crystal WU



Toscana Crystal WU




Stardust Crystal WU




Sandgrain Crystal WU



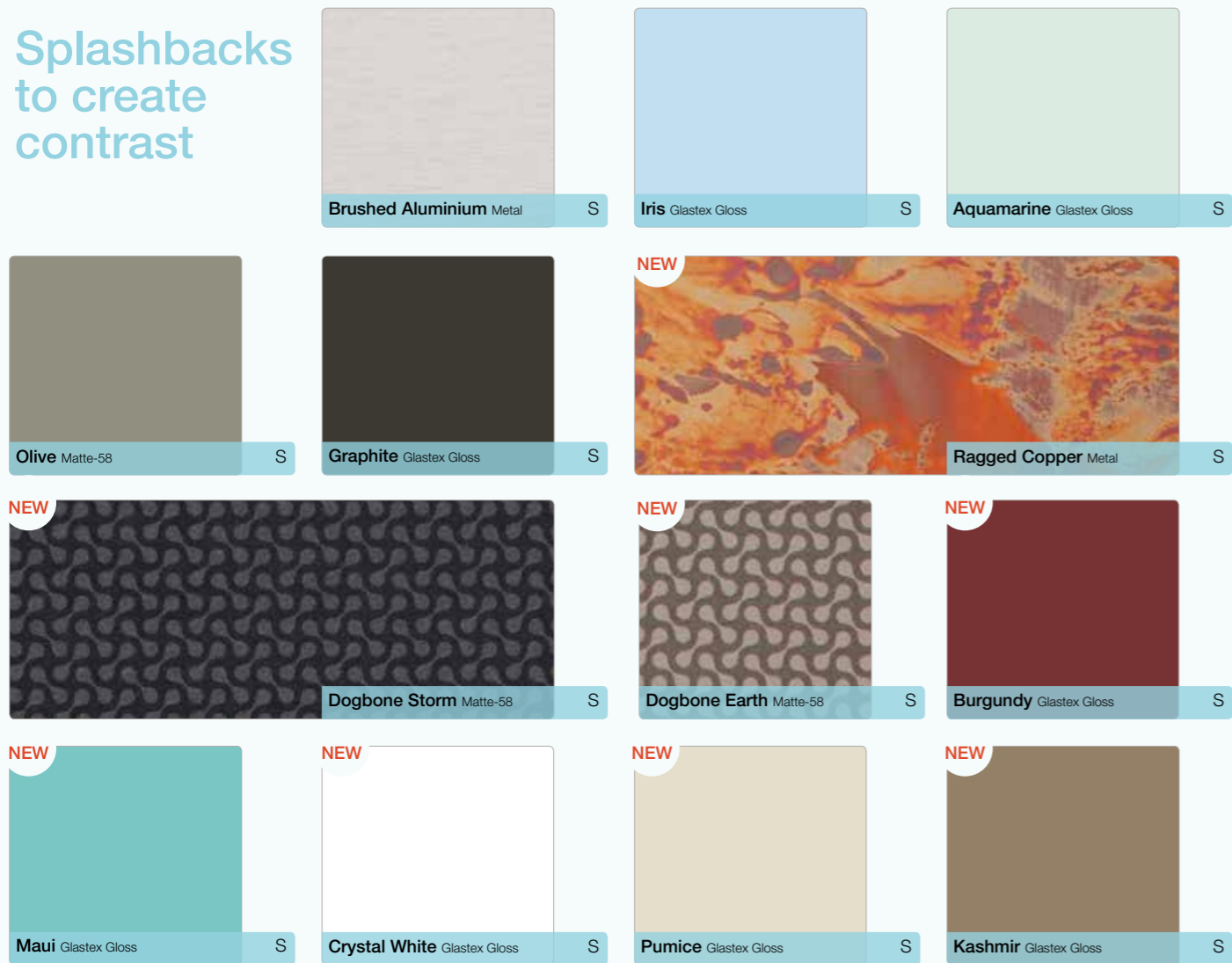
Classic Onyx Matte-58 WU



Polar White Crystal WU



## Splashbacks to create contrast



W = worksurface U = upstand S = splashback

# make it real

Log on to our Design Studio and bring your ideas to life.

It's as easy as 1-2-3 to view all of our worksurfaces and experiment with the different designs, colours and styles available to create your very own look.

Simply select your doors, select your worksurface, add a splashback or upstand, even a sink. Play, save, print and share. Simple.

Once you have a design in mind, our dedicated Customer Support Team is always available to help, and will send you individual A6 laminate samples of any design.

Pictured below: 22mm Slimline True Scale Marbled Cappuccino worksurface in Radiance texture.



Log on to our BB Design Studio at [www.bushboard.co.uk/design-studio](http://www.bushboard.co.uk/design-studio) to create your perfect kitchen style.



# made to last



## Quality

Manufacturing with the finest materials is what gives Bushboard worksurfaces their signature quality. While beautiful and stylish to look at, they are also constructed to cope with the wear and tear of everyday living. Independently tested to BS/EN438, your Bushboard worksurface is designed to withstand knocks, abrasions, chemicals, cigarette burns, steam, stains from juice, tea, wine or coffee. It is also highly resistant to heat, although we recommend the use of a protective pad as saucepan bottoms can become extremely hot. Prima worksurfaces are designed to perform below the surface too; a resin impregnated moisture resistant barrier combines with Bushboard's unique 'Tekseal' cast resin drip-edge to completely seal the underside against moisture penetration from everyday spills.

## Care & Maintenance

Bushboard worksurfaces are so easy to maintain. On a day-to-day basis, all you need to do is wipe them down with a moist cloth and your favourite mild detergent. For more stubborn marks such as fruit juice or coffee, leave the detergent to soak on the surface for a little while before rinsing thoroughly. Obviously, your worksurface can become damaged if mistreated, so we recommend some sensible measures like placing hot pans or casserole dishes on protective mats and mopping up spills quickly. As with any laminate worktop, you should avoid chopping, cutting or placing hot items directly on to the surface. Full details are in our Care & Maintenance leaflet. One of these is included with every worktop purchased but if you need a copy, call our Customer Support Team or log on to our website.

## Glastex Gloss, Naturelle, Ceramo, Etchings and Radiance textures

Premium textures need a little more care and attention. Please remember they are fashionable finishes and tend to show marks and scratches more easily with everyday use. This is also true of darker and plainer colours.



All Prima chipboard comes from responsibly managed and sustainable sources.

## Advice on installation

Our Customer Support Team can offer advice on installing and looking after your Prima worksurfaces. Our Installation, Care & Maintenance leaflet is included in every worktop and is also available by post, email or on our website.

**BB complete**  
the professional worktop jointing adhesive

We know the importance of the final installation, that's why we've developed BB Complete, our bespoke adhesive and sealant which should be used by the installer when your Prima worksurface is fitted. It offers superb performance characteristics and allows your installer to joint, bond and seal your worksurface, upstand and splashback and is backed by our exclusive 3 year warranty on joints. The wide choice of colours available will give you the perfect colour matched result. BB Complete is available in two handy sized cartridges. Full joint warranty details are available on our website or from the Customer Support Team.

Splashbacks are an elegant alternative to tiling, whether co-ordinating or complementing your new worksurface they must always be installed at least 130mm from a hob or heat source.

22mm Slimline worksurfaces must always be jointed using BB Complete. Bushboard have also developed lower profile jointing bolts for the best results in Slimline products. Please ask your stockist for details.



Bushboard worksurfaces are guaranteed for their lifetime. Bushboard will make good by repair and/or replacement (at its discretion) any Prima product of its manufacture which can be shown to have failed by reason of defects in its manufacture, subject to fair wear and tear, provided the product has been installed and used in accordance with the manufacturer's instructions and that the products are used for their intended purpose. Proof of date and place of purchase required. This guarantee is in addition to your statutory rights as a consumer and does not affect your rights in any way.



Gold Certificate from the Furniture Industry Research Association for Prima's excellent manufacturing standards.

# great support

At Bushboard we're passionate about everything we do and we're always here to help.

We invest heavily in high quality manufacturing and work with the best materials and suppliers. Our values of partnership, loyalty and an ethical approach mean we do what's right; that's why we've been around since the 1930s.

Our commitment to quality management is proven by our ISO 9001 certification and our ISO 14001 is testament to our passion for reducing our environmental impact.

Even after Bushboard products arrive in your home we strive to assure a quality installation. We train thousands of installers and designers every year. Our BB Complete adhesive and sealant range is designed to make the installer's life easier and assure a quality long-lasting installation for you.

You can be creative with our Design Studio at [www.bushboard.co.uk/design-studio](http://www.bushboard.co.uk/design-studio) and to help you make your final decision we have thousands of kitchen specialists nationwide. The Customer Support Team can advise on the retailers closest to you. Call them on 01933 232 272.

There's much more information, inspiration and design ideas on our website, together with our brochures and Care & Maintenance leaflets.

tel: 01933 232 242  
fax: 01933 232 286  
email: [help@bushboard.co.uk](mailto:help@bushboard.co.uk)

@bushboard  
 [www.facebook.com/bushboard](http://www.facebook.com/bushboard)

[www.bushboard.co.uk](http://www.bushboard.co.uk)

Bushboard Ltd  
9-29 Rixon Road  
Wellingborough Northants NN8 4BA

Back cover picture: True Scale Lightning Marble worksurface in Etchings texture.

The company reserves the right to change specifications at any time, without notice. Every effort has been made to achieve faithful representations of our products in this brochure, but due to printing limitations we recommend that samples of actual material are requested before purchasing.

Formica and the Formica Logo, Prima and Formica Prima are registered trademarks of The Formica Corporation. Made by Bushboard Limited in the United Kingdom under license from Formica Limited. Glastex®, Splashback by Bushboard® are registered trademarks of Bushboard Limited.



Log on to our BB Design Studio at [www.bushboard.co.uk/design-studio](http://www.bushboard.co.uk/design-studio) to create your perfect kitchen style.



