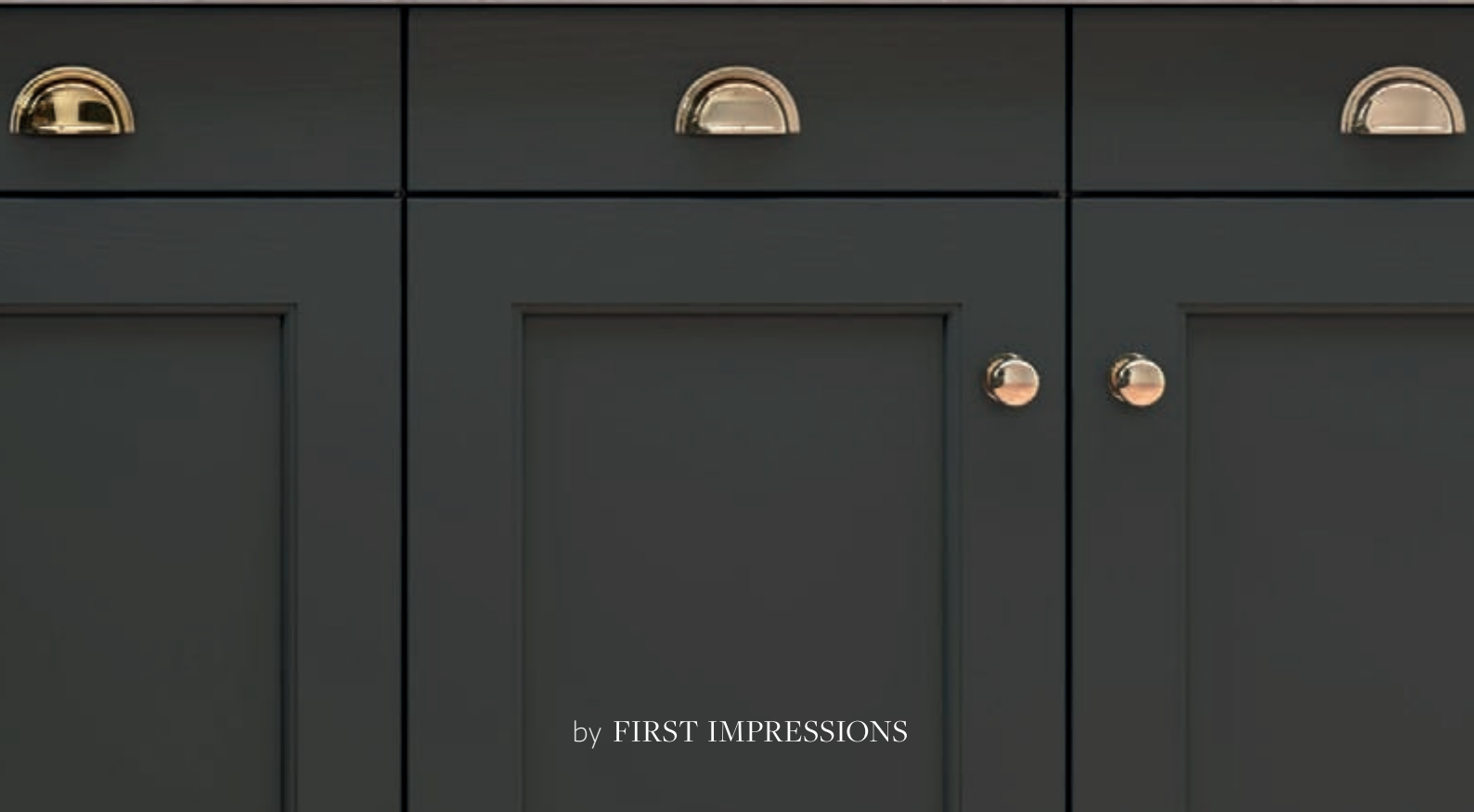


TIMELESS



by FIRST IMPRESSIONS



TIMELESS

{not affected by the passage of time or fashions}



BEN ALLAN
Creative Director,
First Impressions

TIMELESSNESS IS MEASURED NOT IN YEARS, BUT IN QUALITY

There are some ideas that never date. They simply adapt for whatever age we're living in. That's certainly true in the kitchen, where it's always been our mission to combine classic design with a contemporary approach to space and style. The result is a beautifully measured blend of the traditional and new we've called Timeless. Eight beautifully crafted, beautifully realised kitchen collections that create their own moment in time.

Stay in touch with us



fikitchens.co.uk

by FIRST IMPRESSIONS

TRADITIONAL WITH A TWIST

Timeless never stands still. There's always another take. Another interpretation. You'll see it where contemporary brushed steel sits alongside muted, farmhouse kitchen paint tones. Where a simple, shaker style cabinet door opens to reveal the hi-tech hardware and modern manufacturing that makes it so durable. Everywhere you look, in fact, across the next 118 pages.



CONTENTS

Colours	6
In-Frame Kitchens	8
Shaker Kitchens	34
Handles	106
Storage	110
Door Directory	114



The room where you best express your creativity is also the ideal place to indulge your favourite colour preferences. All our kitchens are available in a choice of bespoke colours to bring a truly personalised feel to your surroundings that perfectly reflects your tastes.



Colour options

Pick a palette and run with it. 26 paint options to help colour your world.



Bespoke Colours

Our carefully chosen palette of stock colours features 26 of the shades that are most often specified by interior designers. Each one of these inspiring colours is compatible with both our timber and matt ranges.



RAL Colours

Where your preferred colour is not available within our range of bespoke paint finishes, we may be able to reproduce exactly what you are looking for through our RAL colour-matching service.



Samples

As colours can look different depending on lighting conditions, we highly recommend you request a sample door before finalising your choice and ordering your kitchen.

Please note The colours shown here are a digitally printed representation of our paint colours and are as accurate as the printing process allows. All our kitchen doors are finished using premium paint ideal for furniture. Although all measurements are applied when sealing and protecting doors, timber by its very nature moves over the course of its life. It is therefore not unusual for hairline cracks to appear on the jointed sections of doors.

IN-FRAME KITCHENS

In-frame, for decades the signature style for craftsman-built kitchens, is in vogue once more. Loved for its pleasing lines and robust construction, this classic of the cabinet maker's art is brought right up to date with modern materials and precision manufacturing in every one of our in-frame designs.



REFINED HUES

BAYSTONE'S PARED-DOWN classic in-frame style is the ideal canvas for an all over colour scheme of calming, contemporary Stone Blue punctuated by solid brass door and drawer handles. A full width moulded plinth lends a sense of solidity throughout.



ADD A LITTLE CONTRAST. A Silestone Alpine White worktop adds a contrasting accent to the Stone Blue of the kitchen island, which also features slab fascias in a contemporary twist on the classic in-frame design. Built-in chopping boards are a clever additional touch. The pantry unit with open shelving provides extra storage alongside space to display treasured personal items and ornaments.







Sophisticated hue styling

- 1 First Impressions Butlers Door Rack, Oak and Brass.
- 2 First Impressions Moulded Plinth, Stone Blue.
- 3 Wall colour - Earthborn Tom's Diner Emulsion by Earthborn. Available from earthbornaints.co.uk.
- 4 Rangemaster ELISE 100 Range Cooker. Available from rangemaster.co.uk.
- 5 First Impressions PH12 Pull Handle, Brushed Satin Brass.
- 6 Swoon Mira Pendant Light, Smooth & Storm Grey. Available from swooneditions.com.
- 7 First Impressions 1965mm Larder Door, Stone Blue.
- 8 Blanco Galaxy-S Single lever mixer tap. Available from blanco-germany.com.
- 9 22cm Classic Cast Iron Shallow Casserole, Marseille Blue. Available from www.lecreuset.co.uk.

FRESH & BOLD

CRISP CALICO WHITE cabinets balanced against a centre piece island of deep Forest Green. Where light and height are in abundance, bold combinations like this make the contrast between colours and moods even more effective.





OPEN SHELVING with oak shelf supports are a homely feature that maximises storage space. Pull out veg baskets are straight out of the farmhouse kitchen playbook. Chamfered pilasters with oak footings at each corner of the island emphasise its presence, while the high ceilings are a gift to the tall Calico units.



TONAL STATEMENT

DARK AND LIGHT monotones combine to create an understated space that exudes calm and tranquility, making features like polished nickel knobs and cup handles all the more eye-catching because of it.



IN A DARK BLUE and Light Grey that bring to the mind the colours of the sea, it's fitting everything should be so shipshape. A chopping board and dinner tray set stow neatly away in the pantry unit frame, while the kitchen island displays a distinctive ocean liner curve. The tall, corbelled over mantle frames the centrepiece stove beautifully.







Every drawer organised

Everything has its place in solid oak drawers with cutlery inserts that can be positioned any number of ways to create the ideal storage arrangement. Anti-slip mats mean you'll always find utensils and cutlery exactly where you left them.



SOFT & CALMING

IN EQUALLY RELAXING tones of Light and Slate Grey, Eildon makes for a serene retreat from the busyness of everyday life. A raised and fielded centre panel brings an extra touch of elegance to this classic shaker style.





SIDE UNIT WITH END AND CENTRE PILASTERS and raised pilaster feet offers a flexible freestanding option. The raised and fielded door centre panels add a traditional feel that sits well with the open shelving and plate racks. White crockery and storage jars fit comfortably into the neutral grey palette.



SHAKER SHAKEN UP

The shaker kitchen has had many looks since it first became a design classic. Conceived originally as a statement of simplicity and honesty, it's now embraced around the world. In the following pages, you'll find our take on the shaker template in a combination of colours and accessories that makes each a true one off.





CLASSIC TWIST

IN ALLESTREE, shaker takes on a softer touch with a rounded bead inside the door panel and a gentle Light Grey and Luna colour scheme. American Copper knob and cup handles are a rustic finishing touch.

A **SILESTONE ETERNAL STATUARIO WORKTOP** combines beautifully with the Light Grey run of cabinets. The rustic, butcher block style cutting board is a satisfyingly utilitarian touch, and copper handles are complemented by copper cookware in the built-in pan rack.



DARK & OPULENT

GRAPHITE WALL AND FLOOR cabinets against charcoal grey create a deep, sensuous backdrop punctuated by focal point features in the warm tones of brass and oak.





SQUARE CORNER PILASTERS on the kitchen island serve to frame an open shelving space of light oak. The rich wood grain is echoed in a parquet floor, while brass cup handles, knobs, taps and pendant lights provide a co-ordinated secondary palette. A shaker peg rail offers a practical, eye-catching storage option.








Dark & opulent styling

- 1 Wall colour - Plummett Modern Emulsion by Farrow & Ball. Available from farrow-ball.com. 2 First impressions Shaker Peg Rail, painted in Plummett by Farrow & Ball. 3 First Impressions Pilaster in bespoke paint finish, Graphite. 4 Deck Mounted Basin Tap with Cross, by Bert & May. Available from bertandmay.com. 5 First Impressions HA209 Cup Pull Handle, Brass. 6 First Impressions HA211 Knob Pull Handle, Brass. 7 First Impressions Oak Pilaster Foot. 8 S-Hook by Nomess Copenhagen. Available from nomessdk. 9 Outline Trivet - Oval. Available from fermliving.com. 10 Evergreen Pendant Light - Brass. Available from nest.co.uk.

Clever storage solutions

A place for everything and... well, you know the rest. A full range of ingenious storage ideas turns every nook and corner of your kitchen cabinets into valuable storage space. Anthracite shelving is strong and practical, with rotary, slide out and pull down designs all available. Timber panelled options are easy on the eye and make it even easier to organise things exactly the way you want. For more storage solutions, see pages 110–113



MODERN CLASSIC

WHERE SPACE IS LIMITED, a simple galley kitchen in a single minded colour scheme will make the most of what's available. This Eastdon design in Porcelain and Luna appears even roomier thanks to the double French windows.





THE SOFT GREY OF LUNA paired with cool Porcelain creates a contemporary, monochrome feel. Satin nickel cup handles and knobs are a natural, understated choice, with a white worktop, simple slab shelving and brushed stainless steel cooker splashback continuing the theme.



RUSTIC CHARM

THE SMOOTH TONES of Calico contrast with the multi-textural appeal of exposed stonework and beams in a look that is carried on by stone flag flooring and industrial style downlights.





INCORPORATING STRUCTURAL FEATURES such as wooden beams, especially in older properties, allows a kitchen to merge seamlessly with the fabric of the house. An elegant, light grey worktop and slim gooseneck tap fit perfectly into the overall design.





Homely goodness

Rustic wooden spoons and serving utensils, along with retro-style essentials such as kitchen scales, evoke a comforting nostalgia, even in the most modern of kitchens.

COOL BEAUTY

THE CLASSIC SHAKER is filtered through a 1950s inspired aesthetic in this Farringdon design, complete with smooth pastel painted shades, chrome knobs and retro white enamel cooker.



THE PORCELAIN AND MINERAL colour scheme lends a lightness of touch to a kitchen that features sturdy square cabinet pilasters alongside playful curves, tongue and groove panelling and, unique to the Timeless collection, angled end moulds to the cabinet tops. Accessories like a retro transistor radio, kettle and wireback kitchen chairs add to the mid-century feel.





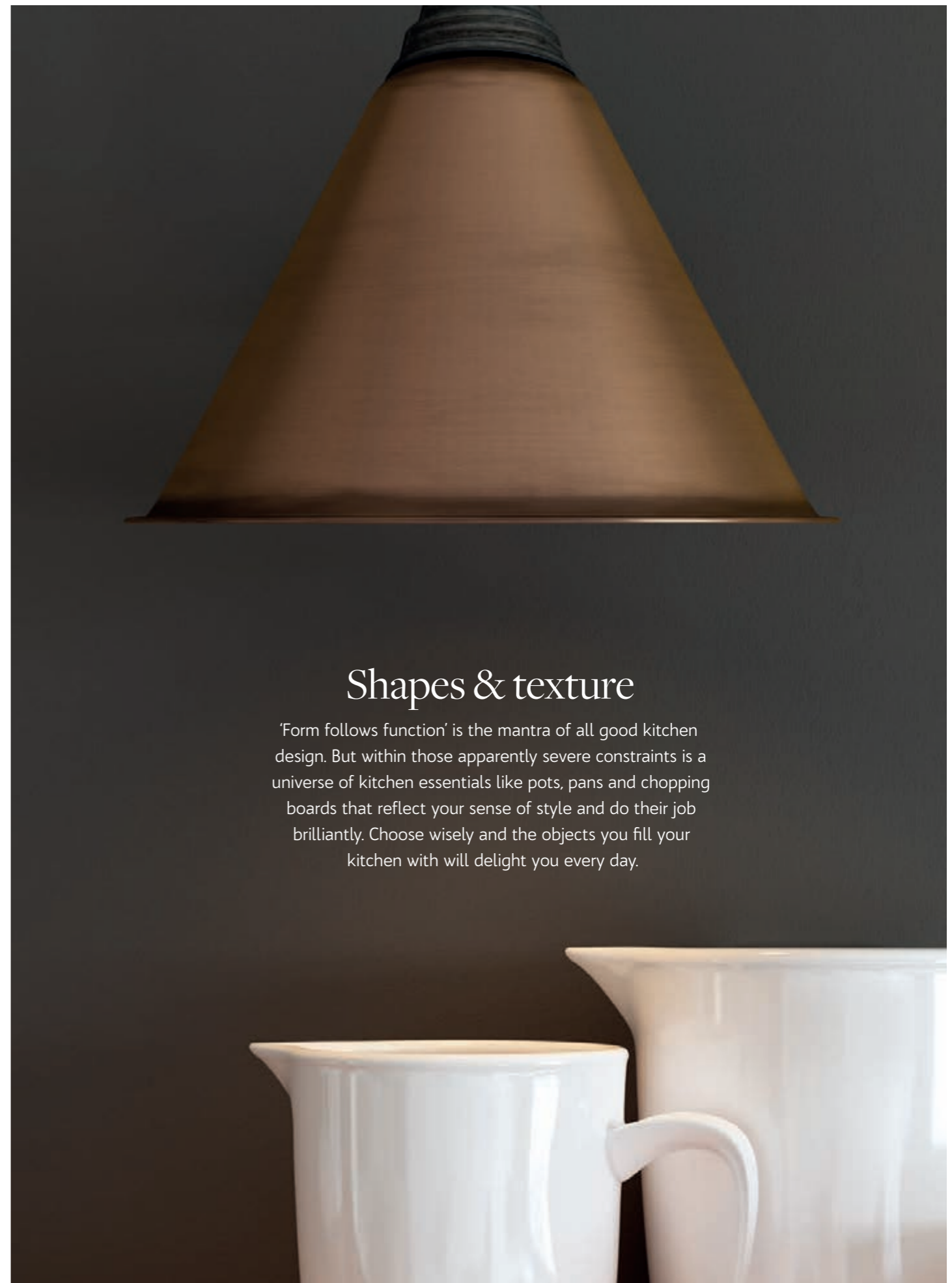
LIGHT & DARK

GRAPHITE AND PORCELAIN CABINETS balance one another beautifully in a practical but welcoming kitchen space. Satin nickel knobs, Warm Grey walls and woodgrain contribute to the harmonious effect.



THE SUBTLE BUT significant difference between plain shaker doors on floor and wall cabinets and beaded doors on the side cupboard and breakfast bar maintains the visual interest in this otherwise deceptively simple design. A plain white worktop emphasises the darker tones of Graphite below it, with white bevelled tiles adding an element of texture.





Shapes & texture

'Form follows function' is the mantra of all good kitchen design. But within those apparently severe constraints is a universe of kitchen essentials like pots, pans and chopping boards that reflect your sense of style and do their job brilliantly. Choose wisely and the objects you fill your kitchen with will delight you every day.



MUTED TONAL

A **BEADED SHAKER** door helps bridge the gap between utilitarian simplicity and a 'heart of the home' family kitchen diner. Featuring a warm Graphite and Mineral colour scheme against woodgrain flooring and brilliant white walls.

HIGH CEILINGS create a great opportunity to make the most of taller dresser units. In this case, glazed cupboards provide extra storage space and an opportunity to display glassware and other ornaments. Square pilasters echo the sturdy build of the room itself, while a full tiled wall offers plenty of room for open shelving to store the essentials.



HOMELY CHIC

COMBINING TRADITIONAL elements like a heavy alcove mantle with contemporary features such as a smooth painted finish, this kitchen balances the old and the new, beautifully.





WALL AND FLOOR UNITS in Dark Blue framing a contemporary style kitchen island in luminous Porcelain set the tone in a kitchen that cherry picks from traditional and modern styles to create an effortless combination of both. A mix of shaker and beaded doors adds to the effect, while an almost full height pantry unit provides valuable extra storage.





Homely Chic Style

1 First Impressions Twin Base Panel, Porcelain. 2 First Impressions Tongue & Groove panel in bespoke paint finish, Dark Blue. 3 Wall colour - Sanderson Smoketree Emulsion. Available from sanderson-uk.com. 4 Aga Dual Control 5-oven, Cream. Available from agaliving.com. 5 First Impressions corbel/mantle shelf in bespoke paint finish, Dark Blue. 6 First Impressions Pilaster, Porcelain. 7 Clé Cross Encaustic Cement 8x8" Tile. Available from cletile.com. 8 First Impressions Beaded Door in bespoke paint finish, Dark Blue. 9 First Impressions Shaker Door, Porcelain.

Choosing door furniture

As ‘accent features’, handles and knobs have huge effect on the overall feel of a kitchen. Choose carefully. Consider what other metal fixtures they have to sit alongside, then decide whether you want your door furniture to be complementary or contrasting. See page 108-109 for inspiration.



GO TRADITIONAL

Brass is in the middle of revival right now. Choose it to add a touch of country house luxury to your doors and drawers.



Eucalyptus



ADD A MODERN TWIST

Our American Copper cup handle is a modern classic and features streaks of copper in the metal itself for a bespoke, handcrafted look.



Paradise Blue





ELEGANT COUNTRY

A **CHAMFERED CENTRE PANEL** brings a subtle update to the shaker template in this Hartside country kitchen, which features a trio of colours - Dark Blue, Porcelain and Light Grey - that together create a space full of traditional character and charm.

ECHOING THE CHAMFERED centre door panels, angled end mouldings on the open shelves are unique to the Timeless range. Chrome knobs and cup style handles ring the changes between drawer fronts and cabinet doors, with the natural tones of exposed brick and solid wood worktops providing a rustic homeliness.



RURAL RETREAT

AN INVITING COUNTRY KITCHEN in calming Porcelain and complementary Sky Blue, featuring a chamfered shaker style door and some subtle design details that reward a closer look.



ANGLED END MOULDINGS and tongue and groove panelling add an extra layer of interest to what is otherwise a deceptively simple kitchen. The designers have opted for a pewter D handle throughout, emphasising the strong horizontal and vertical lines of the cabinet and drawer fronts, and punctuating the overall lightness of tone with darker accents





Rural retreat style

1 First Impressions Shelf Bracket, Porcelain. 2 Round Palm Leaf Ceiling Light. Similar lights available from rockettstgeorge.co.uk. 3 White Enamel Bread Bin. Available from gardentrading.co.uk. 4 Beech Chopping Board with Juice Groove. Available from johnlewis.com. 5 First Impressions HA134 D-Handle, Antique Pewter. 6 First Impressions Oak Plate Rack. 7 Wall colour - Cornforth White Modern Emulsion by Farrow & Ball. Available from farrow-ball.com. 8 Blanco Bella Twin Lever Monobloc Tap. Available from Wayfair.co.uk. 9 First Impressions Angled Edge Moulds. 10 First Impressions Angled Cornice Corner Block, Porcelain. 11 First Impressions Tongue & Groove Panel, Porcelain.

STATELY SHADES

LOFTY CEILINGS and a distinguished Cream and Forest Green colour scheme give this Rivington kitchen a country manor house ambience that's accentuated by the classic over mantle and full height larder.



SOLID OAK doors featuring a chamfered centre panel say everything about the sense of quality conveyed by the designer's choices. A breakfast bar incorporated into the centre island is braced by impressive looking square pilasters, with tongue and groove panelling adding to the 'life in the country' impression. Door handles are T-bar style in the warm tones of copper.





NATURAL WARMTH

THE BEAUTY OF solid oak speaks for itself in a kitchen that combines warm, natural materials with hi-tech space saving devices. The brushed nickel handles are both elegant and practical.



COMBINING GLAZED wall units with open shelving not only serves to break up the uniformity of a long wall. It also increases the options for designers and adds flexibility to your kitchen storage. The island hob allows for a ceiling mounted extractor – a clever innovation that opens up even more available space in a kitchen that is very much at the heart of family life.





CLEAN CLASSIC

CALICO, DOVE GREY and stainless steel together create a stylish, monochrome understatement that serves to accentuate the splashes of colour provided by books and carefully chosen accessories.

THE CHAMFERED solid oak door front of Rivington shaker is given an extra twist with the addition of wider side rails. Along with chamfered pilasters with colour coordinated feet and mirrored backs to the glazed units, the result a truly bespoke feel that is functional yet nevertheless welcoming.



Natural materials

Real wood, earthenware and stone bring richness and individuality to the kitchen. Look to terracotta and clay for storage jars. Solid or assembled 'butcher block' wood for cutting boards. Handcrafted plates and bowls have their own story to tell, as do handblown glasses and vases.





HANDLES

THE RIGHT DOOR AND DRAWER HANDLES make all the difference. A simple D-shape gives a very different feel to a classic cup design. Brushed nickel makes a very different statement to copper or brass. Take your time to get a sense of what best fits the look you want to achieve.

Handle options



HA225 Polished Nickel cup handle, 128mm centres. HA224 Brushed Satin Nickel cup handle, 128mm centres. HA227 American Copper cup handle, 128mm centres. HA226 Black Nickel cup handle, 128mm centres. PH25 Polished Chrome D handle, 160mm centres. PH20 Polished Chrome cup handle, 96mm centres. PH17 Brushed Satin Nickel cup handle, 96mm centres. HA228 Aged Copper latch handle. HA229 Brushed Pewter latch handle. HA230 Polished Chrome latch handle. HA97 Polished Chrome cup handle, 76mm centres. HA154 Satin Nickel cup handle, 76mm centres. HA209 Polished Brass cup handle, 76mm centres. HA132 Polished Chrome cup handle, 64mm centres. HA16 Brushed Nickel cup handle, 64mm centres. HA146 Antique Copper cup handle, 64mm centres. HA191 Polished Chrome cup handles, 64mm centres. HA187 Satin Nickel cup handle, 64mm centres. HA199 American Copper cup handle, 64mm centres. HA195 Iron cup handle, 64mm centres. HA185 Satin Nickel bridge handle, 128mm centres. HA193 Iron bridge handle, 128mm centres. HA197 American Copper bridge handle, 128mm centres. HA189 Polished Chrome bridge handle, 128mm centres. HA198 American Copper bridge handle, 160mm centres. HA194 Iron bridge handle, 160mm centres. HA190 Polished Chrome bridge handle, 160mm centres. HA186 Satin Nickel bridge handle, 160mm centres. HA150 Satin Nickel knob, 38mm diameter. HA110 Polished Chrome knob, 38mm diameter. HA210 Polished Brass knob, 38mm diameter. HA152 Satin Nickel knob, 42mm diameter. HA02 Polished Chrome knob, 42mm diameter. HA211 Polished Brass knob, 42mm diameter. HA188 Satin Nickel knob, 38mm diameter. HA192 Polished Chrome knob, 38mm diameter. HA196 Iron knob, 38mm diameter. HA200 American Copper knob, 38mm diameter. PH22 Polished Chrome knob, 38mm diameter. PH19 Brushed Satin Nickel knob, 38mm diameter. HA220 Brushed Satin Nickel knob, 40mm diameter. HA221 Polished Nickel knob, 40mm diameter. HA222 Black Nickel knob, 40mm diameter. HA223 American Copper knob, 40mm diameter. PH14 Polished Copper knob, 54mm diameter. PH12 Brushed Satin Brass, 54mm diameter. HA131 Polished Chrome knob, 35mm diameter. HA147 Antique Copper knob, 35mm diameter. HA51 Brushed Nickel knob, 35mm diameter. PH24 Polished Chrome knob, 38mm diameter. HA232 Brushed Pewter knob, 50mm diameter. HA231 Aged Copper knob, 50mm diameter. HA233 Polished Chrome knob, 50mm diameter.

STORAGE

WHATEVER THE SIZE OF YOUR KITCHEN, you can create extra space with a wide range innovative storage solutions. Anthracite or Anthracite with Oak Panelling options make them as stylish as they are practical.



FROM LEFT TO RIGHT: Fiore Pantry Larder in anthracite with oak panelling, 600mm wide. Fiore Larder Pull-Out in anthracite with oak panelling, 300/400mm wide. Fiore 150 Pull-Out with Towel Rail in anthracite with oak panelling, 150mm wide.



FROM LEFT TO RIGHT: Libell Magic Wall Pull-Down in anthracite, 900mm wide. Libell Sliding Corner Pull-Out in anthracite, 450-600mm wide. Libell 300 Pull-Out in anthracite, 300mm wide. Libell 150 Pull-Out in anthracite, 150mm wide. Floro Magic Corner in anthracite with oak panelling.



DOOR DIRECTORY

GLAZED, PANELLED BEADED OR PLAIN, the Timeless range of doors provides a broad choice of finishes and colours that together provide a signature style to complement any shape, size and design of kitchen.



In-Frame Doors


EILDON 
Available in bespoke painted.
pages 30-33



Ash in-frame, Georgian styled frame with clear glass.

Ash in-frame with a raised and fielded centre panel.

Timber & Painted Doors


FARRINGDON BEADED 
Available in Porcelain and bespoke painted.
pages 70-79



MDF smooth painted shaker style frame with clear glass.


MDF smooth painted shaker style with beading.


HARTSIDE 
Available in Light Grey, Porcelain and bespoke painted.
pages 82-91



MDF smooth painted shaker style frame with clear glass.


MDF smooth painted shaker style with a chamfered centre.

RIVINGTON 
Available in Cream, Oak Lacquered and bespoke painted.
pages 92-103



Oak shaker frame with clear glass.


Oak shaker with wide rails.

BAYSTONE 
Available in Cream and bespoke painted.
pages 10-27



Ash shaker in-frame with clear glass.


Ash shaker in-frame.

FARRINGDON SHAKER 
Available in Porcelain and bespoke painted.
pages 60-67



MDF smooth painted shaker frame with clear glass.


MDF smooth painted shaker with thin rails.


ALLESTREE 
Available in Calico, Light Grey, Luna, Porcelain and bespoke painted.
pages 36-47



Ash shaker frame with clear glass.

Ash shaker with quarter round beading.

EASTDON SHAKER 
Available in Calico, Light Grey, Luna, Porcelain and bespoke painted.
pages 50-57



Ash shaker frame with clear glass.

Ash shaker.



Make it individual
Choose from one of 26 bespoke paint colours to make your kitchen unique to you. Colours can be mixed and matched with stocked colours or in any combination you like.
See page 7.

FIRST IMPRESSIONS



visit us online to see our complete range of kitchen styles

Stay in touch with us



fkitchens.co.uk



fikitchens.co.uk