

KITCHENS THAT COMPLETE YOUR HOME



“Laughter is brightest in the place where the food is.”

Irish proverb





Georgia Painted Porcelain & Distant Blue (RAL 5023)

Choosing Your Kitchen



One of life's most important investments, your new kitchen should be planned and designed with the help of expert advice. Your local retailer will be able to guide you through the process, helping you select the style, colour, layout and accessories that suit you best. With so many amazing options available, you will be spoilt for choice.

pages 04 to 05

Painted & Stained



Offering one of the most comprehensive mix & match palettes in the kitchen industry, you are guaranteed to find just what you are looking for in our huge collection of colours and finishes. Whether you opt for a single colour throughout, or decide to combine two or more colours, door styles and finishes together, your choices will result in a kitchen that reflects your tastes and lifestyle perfectly. If you want to include a specific shade, use our Colour Matching Service and we will match it for you.

pages 06 to 09

Contemporary Chic



Designed for the savvy-minded customer who's looking for cutting-edge design matched by quality and durability, our collection of contemporary kitchens ticks all the right boxes. Built for a busy lifestyle, your contemporary kitchen will work hard yet remain looking just as good as the day you bought it.

pages 10 to 125

Creative Classics



Always evoking a feeling of 'home', the traditional kitchen contains a myriad of elements that still make it one of the most popular choices for many customers. Ornate detailing, accompanied by elegant features and practical accessories make the traditional kitchen the heart of your home.

pages 126 to 181

Handles & Doors



Use our handy Door Finder to browse through our collection of door styles, making it easier to compare and choose. Then, look through our comprehensive selection of handles to provide the perfect finishing touch.

pages 182 to 191

Choosing Your Kitchen

So it's time to embark on your new kitchen project.

With so many options available, it can be challenging to decide on what you really want to achieve from your kitchen. From the overall style to the more practical elements of design, layout and even appliances, one thing's for sure, you'll want your kitchen to be both fabulous and functional.

Expert advice on combining style with practicality.

Your new kitchen is an important investment that should be carefully considered, so engaging the skills of an experienced kitchen designer will ensure that you get it exactly right. Balancing your desired look and style with a functional design layout will result in a space that is efficient as well as aesthetically attractive. From maximising storage with a view to increasing capacity to deciding on feature focal points such as islands, overmantles and appliances, your kitchen designer will help you make the most of your space, regardless of size.

Versatility is key.

Our ranges present you with an abundance of stunning style options from modern contemporary to traditional classic. This provides the versatility you need to create your own unique space and, more specifically, a room that will perfectly fit your home's personality as well as your lifestyle.

Whether it's a chic, modern look you're after or a more cosy, traditional feel, our range of mix and match colours, finishes and accessories will allow you to achieve your dream kitchen, tailored to your individual taste. Rich and vibrant or muted gloss colours fused with a variety of wood grains or painted finishes will give your kitchen its own style, a place that you can be proud of and enjoy.




“One of the most important investments you'll ever make, your kitchen should directly reflect your needs, as well as your lifestyle.”



Painted & Stained

PAINT COLLECTION



Ranges available in all 21 colours

Avonlea	pages 128-129
Clonmel Oak.....	pages 54-59
Dante	pages 130-133
Florence	pages 60-63 & 134-141
Georgia	pages 64-71 & 142-145
Iona Oak Inframe	pages 72-73 & 146-149
Jefferson	pages 150-155
Madison	pages 74-81 & 156-157
Olympia.....	pages 82-89
Tavola Oak.....	pages 90-95
Wakefield.....	pages 96-103 & 158-161
Windsor Classic.....	pages 162-163
Windsor Shaker.....	pages 104-105

SPECIAL FINISHES



Ranges That Can Have A Special Finish Applied

Avonlea	pages 128-129
Dante	pages 130-133

Our carefully selected palette of paints and stains can be used in any combination to achieve just the right look for your dream kitchen. Used distinctly as a single colour throughout, or combined on different pieces of freestanding or fitted furniture, you can be sure that your kitchen will be a testament to your true individuality.

Created with sheer versatility in mind, these premium finishes can be mixed and matched with complete freedom, resulting in a kitchen that is beyond your wildest imagination, yet remaining within your budget.



Georgia Painted Light Grey & Lava

Painted & Stained

STAIN COLLECTION



LIGHT OAK



ANTHRACITE




CINNAMON



HACIENDA BLACK



WENGE



BLACK BROWN FERRARA

Ranges That Can Be Stained

Clonmel Oak.....pages 54-59

Tavola Oak.....pages 90-95

The swatches on the left and on the previous page are provided as a guide only and due to certain variables, will not provide an exact match to the finished product. Please always obtain physical samples before purchase.

COLOUR MATCHING SERVICE

Have you seen 'just that right' paint colour for your kitchen that you simply must have? If so, our new Colour Matching Service will match it for you.

Simply provide a RAL (European Standard) or BS (British Standard) paint colour and we will match it, true to your specifications.

CHOOSE
A COLOUR,
ANY
COLOUR!



Painted & Stained

Contemporary Chic

MATTE & GLOSS

Astro Gloss	12
Manhattan Gloss	22
Olympia Matte	30
Strada Gloss <small>INCLUDES NEW COLOURS</small>	34
Ultra High Gloss	48

PAINTED & STAINED

Clonmel Oak	54
Florence <small>NEW RANGE</small>	60
Georgia <small>NEW RANGE</small>	64
Iona Oak Inframe	72
Madison	74
Olympia <small>NEW RANGE</small>	82
Tavola Oak	90
Wakefield	96
Windsor Shaker	104

PVC

Windsor Shaker Ivory	106
Windsor Shaker Mussel	110
Windsor Shaker Oak	114

TIMBER

Clonmel Knotty Oak	116
Iona Inframe Light Oak	120
Madison Oak	122

“Designed for the savvy-minded customer who seeks cutting-edge style matched by quality and durability.”




ASTRO GLOSS

Astro is a kitchen that offers a trendy style with a competitive price tag. It is the perfect choice for customers who are keeping a close eye on their budget but don't want to compromise on quality.

Handle shown: K1-145

All Astro Gloss doors, drawerfronts and frames are available in White, Vanilla, Alabaster & Dakar.



WHITE

VANILLA

ALABASTER

DAKAR



Creative Combinations

Introducing Tavola with a stained Hacienda Black finish can add a really exciting element to your kitchen design.

ASTRO GLOSS *White*



Add Curves
Use curved doors on an island or at the corners of base and wall units to create a softer look.

ASTRO GLOSS *Vanilla*



Handle shown: K1-147

Creative Combinations

Introducing Tavola with a stained Wenge finish can add a really exciting element to your kitchen design.



Contemporary Chic

Matte & Gloss

ASTRO GLOSS *Alabaster*



Handle shown: K1-135



Contemporary Chic

Creative Combinations

Mix and match with total freedom by including Dakar with Alabaster, creating the perfect balance of shades.



Creative Combinations

Mix and match with total freedom by including White with Dakar, creating a pleasing colour contrast.

MANHATTAN GLOSS

A handleless range, Manhattan features a premium quality, mirror-like finish that will add a luxurious touch to any contemporary setting. With its clean, simple architecture, it is the perfect blank canvas to which you can introduce bold and colourful design elements, resulting in a spectacular kitchen space.



All Manhattan Gloss doors, drawerfronts and frames are available in White & Alabaster.



WHITE



ALABASTER



MANHATTAN GLOSS *White*



MANHATTAN GLOSS *Alabaster*

Handle shown (on Tavola): K1-164



Contemporary Chic

MANHATTAN GLOSS *Alabaster*



Creative Combinations

Introducing Tavola with a stained Light Oak finish can add a really exciting element to your kitchen design.



OLYMPIA MATTE *White*

This revolutionary design, with its integrated handle and matte, soft-touch finish, introduces an affordability factor not seen before in a door of this quality. Olympia merges perfectly with other ranges to produce kitchens of outstanding individuality and style. Available with a choice of matte or polished handle.

Handle shown: polished chrome

All Olympia doors, drawerfronts and frames are available in White with the option of a matte or polished chrome handle. **OHIM Registered Design:** No:- 002465039-0001



WHITE
matte, soft-touch finish



OLYMPIA MATTE *White*

Handle shown (on Tavola): K1-136



Contemporary Chic

Creative Combinations
Introducing Tavola with a stained Light Oak finish can add a really exciting element to your kitchen design.

STRADA GLOSS

Making the ultimate contemporary style statement with handleless doors and drawer fronts, Strada is a high quality product with an exceptionally flawless, mirror-like finish. Using internal and external curves with clean lines to create a high end, modern, stylish kitchen.

All Strada Gloss doors, drawerfronts and frames are available in White, Ivory, Light Grey & Cashmere.



STRADA GLOSS *White*

Add Curves

Use both convex and concave curved doors in your design, on an island or at the corners of base and wall units, for a softer look.



Matte & Gloss

STRADA GLOSS *Ivory*



Contemporary Chic

STRADA GLOSS *Light Grey* NEW COLOUR



Designer Touches

Include Clear Letterbox Feature Frames in your kitchen design to draw attention to special crockery or other items you want on display.

STRADA GLOSS *Light Grey* NEW COLOUR



Contemporary Chic



Exciting Lighting

Used to highlight certain features or areas, lighting can create an ambience or simply provide much needed clarity for completing kitchen tasks.

STRADA GLOSS *Cashmere* NEW COLOUR



Contemporary Chic

Add Curves
Maximise your cupboard space by using curved doors in your kitchen design.

ULTRA HIGH GLOSS

A range with built-in flexibility, Ultra High Gloss is a high quality product that introduces a delicate contrast against brightly coloured walls and appliances. Able to easily withstand the wear and tear of modern life, there is no better quality gloss finish on the market.



Handle shown: K1-74

All Ultra High Gloss doors, drawerfronts and frames are available in White & Latte.



WHITE



LATTE



Matte & Gloss

ULTRA HIGH GLOSS *White*



Handle shown: K1-142



Add Curves

Use both convex and concave curved doors in your design, on an island or at the corners of base and wall units, for a softer look.

Contemporary Chic

ULTRA HIGH GLOSS *Latte*

Handle shown: K1-140



Creative Combinations

Introducing Tavola with a stained Black Brown Ferrara finish can add a really exciting element to your kitchen design.

Painted & Stained

CLONMEL OAK *Anthracite & Mussel*

With its chunky, shaker style frame and a myriad of accompanying accessories, Clonmel Oak remains a solid favourite with customers who appreciate fine quality furniture with style.

All Clonmel Oak doors, drawerfronts and frames are available in 21 standard paint colours or 6 standard stain colours. Alternatively, you can use our Colour Matching Service to select a specific colour(s). Please see pages 06 to 09 for a full list of the finishes available.



PAINTED
MUSSEL



STAINED
ANTHRACITE

Handle shown: K1-135



21 PAINTS
Available
for this
range
6 STAINS

Mix & Match

The deep charcoal tones of Anthracite perfectly complement the subtle tones of Mussel in this stunningly original colour combination.

Contemporary Chic

Painted & Stained

CLONMEL OAK *Light Oak & Stone*

Handle shown: K1-147



Contemporary Chic

Mix & Match

A light and airy look is achieved here with the combined finishes of a Light Oak stain and a Stone paint.

Painted & Stained

CLONMEL OAK *Wenge & Cream*

Handle shown: K1-46



21 PAINTS
Available for this range
6 STAINS

Contemporary Chic

Mix & Match
The integration of a dark Wenge stain with a Cream paint creates a bold contrast.

Painted & Stained

FLORENCE *Light Grey* NEW RANGE

The internal beading on the centre panel of this shaker-style door adds a refreshing element to its design, further enhanced by a smooth painted finish. Mix with various accessories and colours to achieve a kitchen that is stunningly stylish and affordable.

Handle shown: K1-134

All Florence doors, drawerfronts and frames are available in 21 standard paint colours. Alternatively, you can use our Colour Matching Service to select a specific colour(s). Please see pages 06 to 09 for a full list of the finishes available.



PAINTED
LIGHT GREY



FLORENCE *Light Grey* NEW RANGE



Contemporary Chic

Painted & Stained

GEORGIA Porcelain & Distant Blue (RAL 5023) NEW RANGE

The Georgia door with its flawless, smooth painted finish and modern shaker-style design can be combined with an array of accessories to create the ultimate kitchen space. Overmantle, plate rack, spice rack and keystone pelmet are amongst the inspirational accessories available.

Handles shown: K1-156 & K1-159

All Georgia doors, drawerfronts and frames are available in 21 standard paint colours. Alternatively, you can use our Colour Matching Service to select a specific colour(s). Please see pages 06 to 09 for a full list of the finishes available.



PAINTED PORCELAIN



Contemporary Chic



Add Curves

Maximise your cupboard space by using curved doors in your kitchen design.



Contemporary Chic



Designer Touches

The inclusion of an overmantle and keystone pelmet can transform even the most basic design into a 'grand design'.

GEORGIA *Light Grey & Lava* NEW RANGE



Painted & Stained

IONA OAK INFRAME *Graphite*

Making a strong impact with a painted Graphite finish, Iona's solid oak inframe design continues to provide strong contemporary appeal with the inclusion of curved doors, accessories and island unit with glass worktop.

All Iona Oak Inframe doors, drawerfronts and frames are available in 21 standard paint colours. Alternatively, you can use our Colour Matching Service to select a specific colour(s). Please see pages 06 to 09 for a full list of the finishes available.



PAINTED
GRAPHITE

Handles shown: K1-96 & K1-97



Contemporary Chic

Add Curves
Use curved doors on an island or at the corners of base and wall units to create a softer look.

Please note: With Iona Painted there will be minimal woodgrain visible through the painted surface of the door.

Painted & Stained

MADISON Ivory

The luxurious finish of Madison Ivory adds a sophisticated edge for those who want their kitchen to exude true excellence. Open shelves lend a spacious feel and curved doors draw attention to the central island, which is both attractive and highly practical.

Handles shown: K1-153 & K1-156

All Madison doors, drawerfronts and frames are available in 21 standard paint colours. Alternatively, you can use our Colour Matching Service to select a specific colour(s). Please see pages 06 to 09 for a full list of the finishes available.



PAINTED
IVORY



Add Curves

Use curved doors on an island or at the corners of base and wall units to create a softer look.

Please note: a certain amount of woodgrain will be visible through the painted surface of this door.

Contemporary Chic

MADISON Ivory



Painted & Stained

MADISON Lava & Light Grey



Handle shown: K1-151



Contemporary Chic

MADISON Stone & Brilliant White

Handle shown: K1-46

21 PAINT
Available
for this
range
COLOURS



Designer Touches

The inclusion of benchpost pilasters provides the perfect finishing touch for open end display units on the island.



Contemporary Chic

Painted & Stained

OLYMPIA *Cashmere & Graphite* NEW RANGE

Olympia now offers a smooth painted finish that will inspire further design ideas with its revolutionary design that includes an integrated handle. This door introduces an affordability factor not seen before in a door of this quality.

Handle shown: matte chrome

All Olympia doors, drawerfronts and frames are available in 21 standard paint colours. Alternatively, you can use our Colour Matching Service to select a specific colour(s). Please see pages 06 to 09 for a full list of the finishes available. The option of a matte or polished handle is available (**OHIM Registered Design:** No:- 002465039-0001).



PAINTED
CASHMERE



Painted & Stained

OLYMPIA *Cashmere & Graphite* NEW RANGE



Contemporary Chic

OLYMPIA *Light Grey & Dust Grey* NEW RANGE

Handle shown: polished chrome



Creative Combinations

Combining Tavola stained Hacienda Black with the Light Grey & Dust Grey finishes produces a very cool, sophisticated look.

OLYMPIA *Light Grey & Dust Grey* NEW RANGE



Painted & Stained

TAVOLA Light Oak & Cashmere

Tavola's true beauty lies in its simplicity. This elementary slab design is given fresh new life with added curves and a daring horizontal grain, making the quintessential contemporary style statement.

Handle shown: K1-91

All Tavola Oak doors, drawerfronts and frames are available in 21 standard paint colours or 6 standard stain colours. Alternatively, you can use our Colour Matching Service to select a specific colour(s). Please see pages 06 to 09 for a full list of the finishes available.



PAINTED
CASHMERE



STAINED
LIGHT OAK



Mix & Match

The rich tones of Light Oak perfectly complement the subtle tones of Cashmere in this stunningly original colour combination.

Please note: Tavola is manufactured with an oak veneer. Veneers are randomly selected and as a consequence each door will be different in grain structure and can have variation in colour.

Contemporary Chic

TAVOLA Hacienda Black & Light Grey

Handle shown: K1-164



Mix & Match

The integration of a dark Hacienda Black stain with a Light Grey paint creates a bold contrast.

Please note: Tavola is manufactured with an oak veneer. Veneers are randomly selected and as a consequence each door will be different in grain structure and can have variation in colour.

TAVOLA *Hacienda Black & Light Grey*



Painted & Stained

WAKEFIELD *Ivory, Lava & Stone*

Characterised by the internal moulding surrounding its centre panel, the Wakefield door provides a pleasing compromise for anyone seeking something in between a traditional and a contemporary door style.

Handle shown: K1-86

All Wakefield doors, drawerfronts and frames are available in 21 standard paint colours. Alternatively, you can use our Colour Matching Service to select a specific colour(s). Please see pages 06 to 09 for a full list of the finishes available.



PAINTED
IVORY



Contemporary Chic

Mix & Match

When mixing colours, why stop at two? Combining three colours works extremely well too, so remember to try this when planning your design.

Please note: a certain amount of woodgrain will be visible through the painted surface of this door.

WAKEFIELD Ivory, Lava & Stone



Painted & Stained


WAKEFIELD Ivory & Powder Blue

Handle shown: K1-161



Contemporary Chic

WAKEFIELD Ivory & Powder Blue



Painted & Stained

WINDSOR SHAKER *Biscuit & Lava*

Windsor Shaker's 'ash wood-effect PVC' introduces a modern touch to this open space, creating a kitchen that is not only highly functional but also displays perfect visual contrast. The 'real timber' look adds a feeling of authenticity.



Handle shown: K1-135

All Windsor Shaker doors, drawerfronts and frames are available in 21 standard paint colours. Alternatively, you can use our Colour Matching Service to select a specific colour(s). Please see pages 06 to 09 for a full list of the finishes available.



PAINTED
BISCUIT



Contemporary Chic

PVC

WINDSOR SHAKER *Ivory*

Combining contemporary styling with Windsor's innovative construction and PVC surface, Windsor Shaker proves that you can easily achieve a sophisticated looking space whilst maintaining a realistic budget. The visible woodgrain effect adds a look and feel of authenticity.

Handle shown: K1-135



IVORY



Mix & Match

Include a painted finish, such as Powder Blue, with your Ivory door to introduce vibrancy and contrast.

Please note: The grain structure will be clearly visible on an Ivory finish and less visible on a painted finish.

WINDSOR SHAKER *Ivory*



Contemporary Chic

PVC

WINDSOR SHAKER *Mussel*

A welcome addition to the Windsor family, Windsor Shaker Mussel is the 'perfectly matched' PVC equivalent of the immensely popular Painted Mussel finish, making it more affordable and quicker to obtain.

Handle shown: K1-74



MUSSEL



Add Curves

Maximise your cupboard space by using curved doors in your kitchen design.

Please note: The grain structure will be clearly visible on a Mussel finish.

Contemporary Chic

WINDSOR SHAKER *Mussel*



Contemporary Chic

PVC

WINDSOR SHAKER *Oak*

The modern, shaker style Windsor in an Oak PVC finish offers a more cost effective, but very realistic solution to solid oak. Its warm, golden tones sit alongside other painted finishes in perfect harmony, resulting in a warm and inviting kitchen environment.



OAK

Handle shown: K1-135



Add Curves

Maximise your cupboard space by using curved doors in your kitchen design.

CLONMEL KNOTTY OAK

The exquisite tones of Knotty Oak appear fresh and lively in this fabulous kitchen layout. Modern style cornice and pelmet adorn the wall units with a majestic overmantle completing the look.

Handle shown: K1-98




KNOTTY OAK



Creative Combinations

Introduce Clonmel Oak Painted Powder Blue with your Knotty Oak finish to add an extra dimension to your kitchen design.

CLONMEL KNOTTY OAK



IONA INFRAME LIGHT OAK

The exceptional structure of the Iona Inframe range is given a modern twist with the inclusion of contemporary accessories and a bold mix of natural and painted finishes.

Handles shown: K1-96 & K1-97



LIGHT OAK



Creative Combinations

Introduce Iona Oak Inframe Painted White Cotton with your Light Oak finish to add an extra dimension to your kitchen design.

Please note: With Iona Painted there will be minimal woodgrain visible through the painted surface of the door.

MADISON OAK

The luxurious finish of Madison Oak adds a sophisticated edge for those who want their kitchen to exude true excellence. Open shelves lend a spacious feel and curved doors draw attention to the central island, which is both attractive and highly practical.

Handles shown: K1-153 & K1-156



OAK



Creative Combinations

Introduce the bright tones of a painted Ivory finish to the rich Oak for a lighter feel.

MADISON OAK



Handle shown: K1-152



Creative Classics

PAINTED & STAINED

Avonlea	128
Dante	130
Florence <small>NEW RANGE</small>	134
Georgia <small>NEW RANGE</small>	142
Iona Oak Inframe	146
Jefferson	150
Madison	156
Wakefield	158
Windsor Classic	162

PVC

Windsor Classic Ivory	164
-----------------------	-----

TIMBER

Clonmel Knotty Oak	166
Dante Light Oak	168
Dante Light Oak Antiqued	172
Iona Inframe Light Oak	176
Jefferson Oak	180

“Combining elegant features and practical accessories to bring the quintessential traditional kitchen to life.”



Painted & Stained

AVONLEA *Brilliant White & Sage Green*

The charm and elegance of the Avonlea Painted kitchen is evident in every aspect of its design. From the quadrant mouldings to the curved doors and georgian frames with their intricate beading, Avonlea boasts quality. Crafted from high quality hardwood, this range can use several paint colours in one design for a modern twist on a 'country kitchen' look.

Handle shown: K1-163

All Avonlea doors, drawerfronts and frames are available in 21 standard paint colours. Alternatively, you can use our Colour Matching Service to select a specific colour(s). Please see pages 06 to 09 for a full list of the finishes available.



PAINTED
SAGE GREEN



Please note: In this image, the knots and pips in the timber have been filled resulting in what is called a "smooth" finish. The grain of the timber will still be visible through the paint.

Special Finish

This range can have a smooth, distressed or character with distressing finish applied, if desired. See page 06 for further details.

Painted & Stained

DANTE *Brilliant White & Sage Green*

Featuring a large array of unique accessories, Dante's ornate detailing is highlighted here through a combination of painted finishes. Available accessories include high profiled cornice, under cornice and pilasters. When fused with quadrant and concave doors, this range provides soft edges, while Georgian-style frames and an exquisite canopy add an upmarket look and feel.

Handles shown: K1-50 & K1-51

All Dante doors, drawerfronts and frames are available in 21 standard paint colours. Alternatively, you can use our Colour Matching Service to select a specific colour(s). Please see pages 06 to 09 for a full list of the finishes available.



PAINTED
SAGE GREEN



Special Finish

This range can have a smooth, distressed or character with distressing finish applied, if desired. See page 06 for further details.

Please note: In this image, the knots and pips in the timber have been filled resulting in what is called a "smooth" finish. The grain of the timber will still be visible through the paint.

DANTE *Brilliant White & Sage Green*



Painted & Stained

FLORENCE Porcelain & Ballroom Blue NEW RANGE

The internal bead that adorns the centre panel of the Florence door lends itself perfectly to a traditional setting, with overmantle, inset tray and decorative brackets adding further appeal.

Handle shown: K1-151

All Florence doors, drawerfronts and frames are available in 21 standard paint colours. Alternatively, you can use our Colour Matching Service to select a specific colour(s). Please see pages 06 to 09 for a full list of the finishes available.



PAINTED
PORCELAIN



Mix & Match
Three colours sit alongside each other in perfect harmony in this traditionally inspired design.

FLORENCE Porcelain & Ballroom Blue NEW RANGE



FLORENCE Stone & Light Grey NEW RANGE

Handle shown: K1-134



Creative Combinations
The pairing of Stone & Light Grey provides a serene look and feel to which bold accents can be added.

FLORENCE Stone & Light Grey NEW RANGE



Painted & Stained

GEORGIA Ivory, Sage Green & Olive NEW RANGE

Georgia's simple design and smooth finish allows for a multitude of design possibilities. The pastry bench, plate rack and inset trays provide a traditional flavour that ties in suitably with the overall look and feel of the room.

All Georgia doors, drawerfronts and frames are available in 21 standard paint colours. Alternatively, you can use our Colour Matching Service to select a specific colour(s). Please see pages 06 to 09 for a full list of the finishes available.



PAINTED
SAGE GREEN

Handles shown: K1-113



Creative Combinations
Mix three complementary shades together to provide depth and contrast to your kitchen design.

GEORGIA *Ivory, Sage Green & Olive* NEW RANGE



Creative Classics

Painted & Stained

IONA OAK INFRAME *Ballroom Blue & White Cotton*

Incorporating a selection of stunning accessories, Iona Oak Inframe Painted shows its more traditional side with majestic overmantle, T&G end panels and storage pantry, all set off by an enticing blend of painted colours.

Handle shown: K1-104

All Iona Oak Inframe doors, drawerfronts and frames are available in 21 standard paint colours. Alternatively, you can use our Colour Matching Service to select a specific colour(s). Please see pages 06 to 09 for a full list of the finishes available.



PAINTED
BALLROOM BLUE



Add Curves

Maximise your cupboard space by using curved doors in your kitchen design.

Please note: With Iona Painted there will be minimal woodgrain visible through the painted surface of the door.

Painted & Stained

IONA OAK INFRAME *Ballroom Blue & White Cotton*



Creative Classics

Painted & Stained

JEFFERSON *Ivory*

Let your imagination run wild with the design possibilities offered by the Jefferson solid ash door. The large number of accessories applicable to the range combined with the number of painted finishes gives you unlimited choice when it comes to creating a style all of your own. The range offers both a plant on overmantle and working overmantle.

Handles shown: K1-82 & K1-99

All Jefferson doors, drawerfronts and frames are available in 21 standard paint colours. Alternatively, you can use our Colour Matching Service to select a specific colour(s). Please see pages 06 to 09 for a full list of the finishes available.



PAINTED
IVORY



Add Curves

Maximise your cupboard space by using curved doors in your kitchen design.

Please note: a certain amount of woodgrain will be visible through the painted surface of this door.

Painted & Stained

JEFFERSON Ivory, Powder Blue & Dust Grey

Handle shown: K1-159



Designer Touches

The inclusion of a working overmantle and georgian frames can transform even the most basic design into a 'grand design'.

Creative Classics

Painted & Stained

JEFFERSON *Ivory & Lava*

Handle shown: K1-113



Creative Classics

Painted & Stained

MADISON *Ivory*

Madison brings together two classic finishes to create the ultimate traditional look and feel. The plant on overmantle, flanked by georgian frames provides the perfect backdrop for the large central island, adorned with benchpost pilasters and open display areas.

Handle shown: K1-113

All Madison doors, drawerfronts and frames are available in 21 standard paint colours. Alternatively, you can use our Colour Matching Service to select a specific colour(s). Please see pages 06 to 09 for a full list of the finishes available.



PAINTED
IVORY



Designer Touches

The inclusion of oak plant on overmantle, georgian frames and benchpost pilasters can transform even the most basic design into a 'grand design'.

Please note: a certain amount of woodgrain will be visible through the painted surface of this door.

Creative Classics

Painted & Stained

WAKEFIELD *Ivory & Sage Green*

Full of exhilarating design possibilities, the Wakefield range can incorporate any number of Essentials accessories to provide almost limitless choice when it comes to creating a space that's just right for your home. Shown here featuring a stunning working overmantle, wine rack, box pilasters and quadrant doors.

Handles shown: K1-157 & K1-160

All Wakefield doors, drawerfronts and frames are available in 21 standard paint colours. Alternatively, you can use our Colour Matching Service to select a specific colour(s). Please see pages 06 to 09 for a full list of the finishes available.



PAINTED
IVORY



Creative Classics

Designer Touches

The inclusion of working overmantle, georgian frames and benchpost pilasters can transform even the most basic design into a 'grand design'.

Please note: a certain amount of woodgrain will be visible through the painted surface of this door.

WAKEFIELD *Ivory & Sage Green*



Painted & Stained

WINDSOR CLASSIC *Olive*

Windsor Classic Painted Olive will surprise even the most die-hard painted timber fan with its remarkable 'ash wood-effect PVC' finish. Designed to resemble real painted timber, the grain effect remains visible through its painted layer, maintaining an authentic look and feel.

Handle shown: K1-101

All Windsor Classic doors, drawerfronts and frames are available in 21 standard paint colours. Alternatively, you can use our Colour Matching Service to select a specific colour(s). Please see pages 06 to 09 for a full list of the finishes available.



PAINTED OLIVE



Please note: The grain structure will be visible on a painted finish.

PVC

WINDSOR CLASSIC *Ivory*

This expertly crafted traditional range may look like it costs the earth, but don't let that fool you. Manufactured from an ivory ash woodgrain PVC that resembles real painted timber, it creates a premium look and feel without sporting an exorbitant price tag.



IVORY



Handle shown: K1-60

Please note: The grain structure will be clearly visible on an Ivory finish.



Creative Classics

CLONMEL KNOTTY OAK

The bold, solid timber structure of the Clonmel door depicts the true nature of this high quality range with its wide frame and deep profile. A comprehensive selection of accessories accompany the range, providing a great variety of design opportunities.



KNOTTY OAK

Handle shown: K1-154



DANTE LIGHT OAK

Dante's Light Oak finish has allowed the superb features and fine detailing of this incredibly popular solid oak range to shine through. Being extremely versatile, it can be combined with various different painted colours to bring an exciting new dimension to your kitchen design.

Handle shown: K1-101



LIGHT OAK



Creative Combinations

Introduce a deep painted Lava finish to the rich Oak for a stunning contrast.

Please note: In this image, the knots and pips in the timber have been filled resulting in what is called a "smooth" finish. The grain of the timber will still be visible through the paint.

DANTE LIGHT OAK



DANTE LIGHT OAK ANTIQUED

Manufactured from solid European Knotty Oak, this traditional style kitchen can't fail to inspire with its subtle antiquing and dignified rural look. With signature pieces such as pilasters, impressive overmantle and wall dresser, the country kitchen look is complete.

Handles shown: K1-29 & K1-30



LIGHT OAK ANTIQUED



Add Curves

Use convex curved doors as a special feature of your kitchen design.

DANTE LIGHT OAK ANTIQUED



IONA INFRAME LIGHT OAK

Iona exudes pure luxury with its inframe design crafted from solid European Oak with veneered centre panel. The incorporation of curved doors and painted island will add that refined touch and the butler's pantry creates an impressive and functional storage area.

Handle shown: K1-104



LIGHT OAK



Creative Combinations

Introduce a painted Sage Green finish to the rich Oak for a stunning contrast.

Please note: With Iona Painted there will be minimal woodgrain visible through the painted surface of the door.

IONA INFRAME LIGHT OAK



Timber

JEFFERSON OAK

Impress with the rich texture offered by Jefferson's sumptuous oak finish. The painted island, shown here against a backdrop of oak units, creates a scene of luxury that belies the range's modest price tag.



OAK



Handle shown: K1-160



Creative Combinations

Introduce a painted Ivory finish to the rich Oak for a stunning contrast.

HANDLES



LATCH D-HANDLE K1-59
antique brass



BOW HANDLE K1-60
antique pewter



BOW HANDLE K1-61
antique brass



PULL HANDLE K1-68
stainless steel



VICTORIA D-HANDLE K1-69
cast iron



ROUND PULL HANDLE K1-74
brushed nickel



CUP HANDLE K1-82
pewter



BOW HANDLE K1-86
brushed chrome



T-BAR HANDLE TWIST K1-22
antique pewter



MODERN D-HANDLE K1-24
brushed nickel



ARCHED BOW HANDLE K1-27
satin nickel



BRONZE D-HANDLE K1-29
antique bronze



WEDGE PULL HANDLE K1-90
brushed nickel



WEDGE PULL HANDLE K1-91
brushed nickel



WEDGE PULL HANDLE K1-92
brushed nickel



RECT PULL HANDLE K1-96
antique pewter



BRONZE KNOB K1-30
antique bronze



**T-BAR HANDLE
ROUNDED TWIST** K1-33
antique pewter



IVORY KNOB K1-35
ivory ceramic



**SPLAYED FEET
BAR HANDLE** K1-44
brushed nickel



**SQUARE KNOB &
BACKPLATE** K1-97
antique pewter



T-HANDLE K1-98
brushed nickel



SPLAYED D-HANDLE K1-99
pewter



GOthic D-HANDLE K1-100
pewter



ANGLED KNOB K1-45
stainless steel



MODERN D-HANDLE K1-46
matt chrome



BAR KNOB K1-50
antique pewter



D-HANDLE K1-51
antique pewter



GOthic D-HANDLE K1-101
pewter



TIMBER KNOB K1-10-126
oak (sanded only)



GOthic CUP HANDLE K1-103
pewter



KNOB K1-104
pewter



BAR HANDLE K1-52
brushed nickel



BAR HANDLE K1-53
brushed nickel



TWISTER BALL KNOB K1-57
antique pewter



LATCH D-HANDLE K1-58
antique pewter



TIMBER KNOB K1-113
oak



ELLIPSE HANDLE K1-114
inox look



HORIZON HANDLE K1-124
polished aluminium



HORIZON HANDLE K1-125
polished aluminium

HANDLES



HORIZON HANDLE K1-126
polished aluminium



PADOVA HANDLE K1-133
chrome



CORDOBA HANDLE K1-134
chrome



SONAR HANDLE K1-135
chrome



D-HANDLE K1-151
matt pewter



PULL HANDLE K1-152
american copper




PULL HANDLE K1-153
polished nickel



PULL HANDLE K1-154
pewter



INN HANDLE K1-136
chrome



INN HANDLE K1-137
inox




INN HANDLE K1-138
inox



INN HANDLE K1-139
inox



ROUND CUP K1-155
american copper



ROUND CUP K1-156
polished nickel



ROUND CUP K1-157
pewter



KNOB K1-158
american copper




XFORM HANDLE K1-140
chrome



ARROW HANDLE K1-141
chrome



ARROW HANDLE K1-142
chrome



SPRING HANDLE K1-143
chrome



KNOB K1-159
polished nickel



KNOB K1-160
pewter



D-HANDLE K1-161
pewter



D-HANDLE K1-162
pewter



SPRING HANDLE K1-144
inox



RAILWAY HANDLE K1-145
bright chrome



RAILWAY HANDLE K1-146
brushed steel



ARC HANDLE K1-147
bright chrome



HANDLE K1-163
pewter



HANDLE K1-164
polished chrome



D-HANDLE K1-165
chrome



ARC HANDLE K1-148
brushed steel



BOW HANDLE K1-BOW
matt chrome



RUST EFFECT D-HANDLE
K1-DHAND-ZA
zinc alloy



RUST EFFECT KNOB
K1-KNOB-ZA
zinc alloy



D-HANDLE K1-166
inox



CHARACTER D-HANDLE
K1-RUST
rust effect



T-BAR HANDLE K1-TB01
satin nickel



D-HANDLE K1-149
matt pewter




D-HANDLE K1-150
polished pewter

DOORS

ASTRO GLOSS

All Astro Gloss doors, drawerfronts and frames are available in White, Vanilla, Alabaster & Dakar.



WHITE VANILLA ALABASTER DAKAR QUADRANT DOOR WHITE

AVONLEA

All Avonlea doors, drawerfronts, plain frames, georgian frames and quadrant doors are available in a Painted finish. For detailed information on which paints and special finishes are available, please refer to pages 06 to 09.



PAINTED SAGE GREEN PAINTED SOFT MINT Character finish with distressing PLAIN FRAME PAINTED BRILLIANT WHITE includes flemish glass GEORGIAN FRAME PAINTED PORCELAIN includes flemish glass QUADRANT DOOR PAINTED CASHMERE

CLONMEL

All Clonmel doors, drawerfronts and plain frames are available in a Knotty Oak, Painted or Stained finish. For detailed information on which paints and special finishes are available, please refer to pages 06 to 09.



KNOTTY OAK PAINTED STONE GREY STAINED ANTHRACITE PLAIN FRAME KNOTTY OAK includes flemish glass PLAIN FRAME PAINTED DUST GREY includes flemish glass QUADRANT DOOR STAINED LIGHT OAK

DANTE

All Dante doors, drawerfronts, georgian frames and quadrant doors are available in a Light Oak, Light Oak Antiqued or Painted finish. For detailed information on which paints and special finishes are available, please refer to pages 06 to 09.



LIGHT OAK LIGHT OAK ANTIQUED PAINTED STONE GREY smooth finish GEORGIAN FRAME LIGHT OAK ANTIQUED includes clear glass QUADRANT DOOR LIGHT OAK CONCAVE DOOR LIGHT OAK

FLORENCE NEW RANGE

All Florence doors, drawerfronts and frames are available in a Painted finish. For detailed information on which paint finishes are available, please refer to pages 06 to 09.



PAINTED LIGHT GREY PLAIN FRAME PAINTED CASHMERE QUADRANT DOOR PAINTED POWDER BLUE

GEORGIA NEW RANGE

All Georgia doors, drawerfronts and frames are available in a Painted finish. For detailed information on which paint finishes are available, please refer to pages 06 to 09.



PAINTED SAGE GREEN PLAIN FRAME PAINTED STONE QUADRANT DOOR PAINTED DUST GREY

IONA OAK INFRAME

All Iona Oak Inframe doors, drawerfronts and frames are available in a Light Oak or a Painted finish. For detailed information on which paint finishes are available, please refer to pages 06 to 09.



DOORSET LIGHT OAK DRAWERLINE LIGHT OAK DOORSET PAINTED BALLROOM BLUE GLASS DOORSET LIGHT OAK includes clear glass QUADRANT DOOR LIGHT OAK

JEFFERSON

All Jefferson doors, drawerfronts, georgian frames and quadrant doors are available in an Oak or Painted finish. For detailed information on which paints are available, please refer to pages 06 to 09.



PAINTED IVORY OAK PLAIN FRAME PAINTED MUSSEL includes clear glass GEORGIAN FRAME PAINTED CREAM includes clear glass QUADRANT DOOR OAK

DOORS

MADISON

All Madison doors, drawerfronts, georgian frames and quadrant doors are available in an Oak or Painted finish. For detailed information on which paints are available, please refer to pages 06 to 09.



PAINTED LIGHT BLUE OAK PLAIN FRAME PAINTED STONE includes clear glass GEORGIAN FRAME IVORY includes clear glass QUADRANT DOOR PAINTED CREAM

OLYMPIA NEW RANGE (PAINTED)

All Olympia doors, drawerfronts and frames are available in a Matte White or Painted finish with the option of a matte or polished handle (OHIM Registered Design: No:- 002465039-0001). For detailed information on which paints are available, please refer to pages 06 to 09.



WHITE matte, soft-touch finish PAINTED CASHMERE FEATURE FRAME WHITE matte, soft-touch finish includes clear glass FEATURE FRAME PAINTED OLIVE includes clear glass

MANHATTAN GLOSS

All Manhattan Gloss doors, drawerfronts and frames are available in White and Alabaster.



WHITE ALABASTER LETTERBOX FRAME WHITE includes clear glass

STRADA GLOSS NEW COLOURS

All Strada Gloss doors, drawerfronts and frames are available in White, Ivory, Light Grey and Cashmere.



WHITE IVORY LIGHT GREY NEW CASHMERE NEW LETTERBOX FRAME WHITE includes clear glass QUADRANT DOOR WHITE

STRADA GLOSS


All Strada Gloss doors, drawerfronts and frames are available in White, Ivory, Light Grey and Cashmere. *Concave door pairs only available in White and Ivory.



QUADRANT DOOR WHITE CONCAVE BASE DOOR PAIR * WHITE CONCAVE WALL DOOR PAIR * WHITE

TAVOLA

All Tavola doors, drawerfronts and plain frames are available in a Painted or Stained finish. For detailed information on which paint and stain finishes are available, please refer to pages 06 to 09.



STAINED LIGHT OAK PAINTED CASHMERE PLAIN FRAME PAINTED OLIVE includes frosted glass QUADRANT DOOR STAINED BLACK BROWN FERRARA

ULTRA HIGH GLOSS


All Ultra High Gloss doors, drawerfronts and frames are available in White and Latte.



WHITE LATTE PLAIN FRAME WHITE includes frosted glass with rear plastic beading QUADRANT DOOR WHITE CONCAVE DOOR WHITE

WAKEFIELD

All Wakefield doors, drawerfronts, georgian frames and quadrant doors are available in a Painted finish. For detailed information on which paints are available, please refer to pages 06 to 09.



PAINTED IVORY PAINTED LIGHT BLUE PLAIN FRAME PAINTED LIGHT GREY includes clear glass GEORGIAN FRAME PAINTED IVORY includes clear glass QUADRANT DOOR PAINTED CREAM

DOORS

WINDSOR CLASSIC

All Windsor Classic doors, drawerfronts, plain frames and quadrant doors are available in an Ivory or a Painted finish. For detailed information on which paints are available, please refer to pages 06 to 09.



IVORY



PAINTED
LIGHT BLUE



PLAIN FRAME
PAINTED CREAM
includes clear glass



QUADRANT DOOR
PAINTED
STONE GREY

WINDSOR SHAKER

All Windsor Shaker doors, drawerfronts, plain frames and quadrant doors are available in an Ivory, Oak, Mussel or a Painted finish. For detailed information on which paints are available, please refer to pages 06 to 09.



IVORY



PAINTED
LIGHT BLUE



OAK



MUSSEL



PLAIN FRAME
PAINTED CREAM
includes clear glass



QUADRANT DOOR
OAK



KITCHEN DOOR CARE & MAINTENANCE

With the appropriate care and maintenance our kitchen doors and components are designed to provide many years of reliable service. To help keep it in the best possible condition please follow the simple guidelines below.

INSTALLATION ADVICE

Notes for the Installer

Pre Installation:

Ensure that all new-builds or newly plastered rooms have been left to environmentally stabilise prior to the installation of new kitchen doors. Kitchen doors must not be installed into a damp, or moisture-rich environment as it will cause undesirable movement in the joints and panels of the door. A hygrometer should be used to assess conditions.

To help to minimise any potential damage to the kitchen whilst you are installing it, please read and adhere to the following instructions and recommendations.

- We would advise that you make an initial check to confirm that you have the correct quantity and sizes of fascias; you can do this by referring to the labels attached to the outer packaging.
- The fascias should be stored flat and away from the working area. Take extreme care when stacking the fascias with hinges attached to ensure that the hinges do not mark other fascias. Do not lean the fascias against one another, or against any surface without proper protection in-between.
- Ensure that you fully inspect each individual fascia prior to attaching the hinges. Claims for damage to the fascia will not be accepted after the hinges have been attached.
- Take extreme care when unpacking the fascias and do not use sharp blades to cut away the packaging.
- When attaching the hinges, place the fascia face down on a soft clean surface, ensuring that there is no grit, sawdust or other matter underneath than can damage the surface of the fascia whilst the hinges are attached. It is good practice to place a sheet of clean cardboard between the fascia and the flat surface prior to attaching the hinges.
- If the hinges are 'knock-in' type. Use a rubber mallet to knock the hinges into the fascia without using excessive force.
- Once the hinges have been attached to a door, hang the door on the unit straight away to avoid damage. Do not stack the doors with the hinges touching other doors, as this can cause scratches or marks to the other fascias.
- Do not stack the doors on their ends on any hard surface; this can cause chipping and scratching along the edge of the fascia, especially on the handle edge of ranges with an integral handle. Prior to fitting, the fascias should be stored flat, ensuring that they are not resting on any dirt or debris that may damage or mark the finish.
- You should take extreme care not to put the door down with excessive force on any edge, especially the handle edge, as this will cause crushing/impact damage on these edges.
- Take extreme care not to put the door down on any hard or rough surface such as bare concrete floors, or on any debris such as sawdust, grit or screws, as this can damage the product.
- If the fascias are attached to the carcass, then you should carefully remove the fascias by unclipping the hinges, and storing these flat in a clean safe environment away from your working area, utilising the packing materials from the units.
- Where cutting/scribing décor panels and trim, you must use a sharp quality saw blade of the appropriate grade for fine-cutting, or a suitable router. Small chips can appear along the cut-edge, and so extra care must be taken to minimise the risk of chipping. Using a blunt or inappropriate saw blade will produce a poor finish, and this will not be covered by the guarantee.
- On Painted Products - Any fine chips along the cut edge should be smoothed with a fine grade sand paper prior to fitting.
- All cut edges should be sealed against moisture ingress using a suitable water resistant sealant/adhesive prior to installation.
- All trims are supplied in long lengths and need to be cut down on site, and again it is important that this is done using the appropriate tools.
- When fitting the plinth, ensure that you check the dimensions of any adjacent appliances. On occasion, the plinth may need to be pulled forward to ensure that it clears the front of the appliance. This can be achieved by fitting blocks using off-cuts to the rear of the plinth prior to attaching the plinth clips, to step the plinth forward from its normal position.

General Care

As with all kitchen furniture the most common problems found occur as a result of excessive or prolonged exposure to heat and/or moisture. Always ensure that water is not left around sink areas as damage caused as a result is not covered by the guarantee.

Always wipe off excess moisture and be careful with extreme heat sources, such as kettles, ovens and toasters. It is recommended that these heat sources are not placed directly under wall units when they are in use; they generate a higher level of heat and moisture than is often appreciated and can quickly and easily lead to damage of the furniture.

Don't place appliances that create steam (e.g. steamer, coffee maker or kettle) underneath the cabinets so that the steam flows up against the underside of the cabinet and doors.

If using glass cleaner to clean your glass doors be careful not to damage the finish of the door and cabinet parts while cleaning. Do not spray glass cleaner directly on to the glass or cabinet parts as this may discolour the finish of your kitchen cabinets. Instead, spray a small amount of cleaner on to a lint free cloth or paper towel then wipe the glass.

Don't open the door of the dishwasher immediately after the programme has ended, as exposure to heat and the high humidity increases the risk that the door may absorb moisture and swell.

Please note that after a period of time it is quite normal for the colouring of kitchen units to mellow in colour. This is not a manufacturing fault and is as a result of exposure to light. This means that any additional parts subsequently ordered for your kitchen, or supplied as replacements may not be an exact colour match. However any additional parts supplied will also mellow over time to blend with your existing units.

The colour of doors and drawer fronts may appear mismatched in colour. This apparent mismatch is sometimes the effect of differing light conditions within your kitchen, (known as metamerism). To check your doors and fascia you should place them side by side in natural daylight for comparison.

Cleaning advice for all door types including timber, painted, foil, stainless steel & vinyl:

- do not use wax-furniture polish, abrasive or aggressive cleaners, bleach or other hypochlorite (chlorine) based cleaners, multipurpose cleaners, dilutes, acetone, alcohol, solvent or similar products on the door, as this will damage the surface; Additionally wax and polishes leave a residue build up that is difficult to remove.
- only use a 5% soap, 95% water (liquid soap) solution, wiping with a damp (not wet) cloth, finally drying with a soft clean cloth only.
- ensure all cooking splashes are wiped immediately with a damp cloth; and
- dust with a soft cloth only.
- Never use any abrasive pads or abrasive cleaners of the furniture. Spills and condensation on the fascias/panels should be cleaned and dried immediately.

Timber & Veneered Doors

Cleaning: when cleaning timber doors you must follow the pattern of the grain. It is advisable to use a damp (not wet) cloth to remove fingerprints and marks, followed at once with a clean and dry soft cloth.

Moisture: excess moisture can damage a timber product - it is recommended that susceptible areas such as around the sink are thoroughly maintained and kept dry at all times.

Light: timber changes colour when exposed to light. Light, lacquered surfaces also have a certain tendency to "yellow with age" depending on the exposure to light. The species of timber and intensity of exposure will affect the rate of change. Due to this we recommend that timber samples be changed regularly.

It is advised that colour change is taken into consideration when replacing or fitting new doors some time after the original kitchen has been installed.

PVC & High Gloss Finished Doors

PVC/Lacquer coated products are manufactured from the highest quality materials. Please be careful not to puncture the PVC/melamine lacquered surface of your panels. These should be kept dry in order to prevent moisture ingress.

Moisture: Periodically clean the interior and exterior surfaces of the door using a soft, damp cloth. Wipe dry all surfaces after cleaning.

Use only cleaning agents that are intended for the materials used in your kitchen. Avoid any agents that contain ammonia, alcohol, bleach or an abrasive.

If the surface of the product is exposed to any oil based substance (for example olive oil, butter, margarine or cooking oil), the spillage must be wiped away immediately to prevent staining. Grease marks caused by these oil-based products can easily be removed by use of a mild detergent, non-abrasive cleaner if used immediately after spillage has happened.

Abrasive cleaners are not recommended for this type of product. Do not expose the doors or panels to temperature in excess of 60°C (140°F) (Approximately the temperature of washing up water).

Light: If the doors are supplied with a protective film on the face they must not be directly exposed to sunlight. Once installation is complete, carefully remove the protective film from the front of the fascia. We also advise that colour change is taken into consideration when replacing or fitting new doors some time after the original kitchen has been installed.

Painted Doors

Cleaning: it is advisable to use a damp (not wet) cloth to remove fingerprints and marks, followed at once with a clean and dry soft cloth. Any form of furniture polish or other cleaning products should be avoided.

Light: painted finishes will change colour when exposed to light - the intensity of exposure will affect the rate of change. Due to this, we recommend that painted swatches and door samples be changed regularly.

We also advise that colour change is taken into consideration when replacing or fitting new doors some time after the original kitchen has been installed.

Stained Doors

Our range of stains are protected by an application of lacquer.

Cleaning: it is advisable to use a damp (not wet) cloth to remove fingerprints and marks, followed at once with a clean and dry soft cloth.

Light: stained finishes will change colour when exposed to light - the intensity of exposure will affect the rate of change. Due to this, we recommend that stain swatches and door samples be changed regularly.

We also advise that colour change is taken into consideration when replacing or fitting new doors some time after the original kitchen has been installed.

Sanded (raw) Doors

Cleaning: sanded products are unfinished and therefore the care of these doors will depend on the type of finish applied, eg paint, stain, wax etc., see above for care guidance.

Please note your guarantee may be adversely affected if used for non general domestic environments. Please see Terms & Conditions page for details of the guarantee.

“Good kitchens are not about size; they are about ergonomics and light.”

Nigel Slater

Please note: whilst all our photography endeavours to replicate our products accurately, it is recommended that you refer to your supplier for full technical specification on all product sizes and dimensions.

